

WMF Gold Sponsors



Open Minigolf World Championships for Seniors - Strokeplay

Start date: 2022-08-10 Start time: 08:00 End date: 2022-08-12

Promotor: European Minigolf Sport Federation

Organizer: Deutscher Minigolfsport Verband

Courses: Herne-Eickel Am Heisterkamp Filzgolf (Feltgolf), Herne-Eickel Am Heisterkamp Miniaturgolf (Miniaturegolf)

Tournament type: Individual stroke tournament and team tournament

103 players

Female Senior (35), Male Senior (68)

10 countries

AUT (11), BEL (11), CZE (11), GER (11), NED (11), SWE (11), ITA (10), SUI (10), FIN (9), SVK (8)


TOURNAMENT OFFICER

Wil VAN DISSELDORP 

European Minigolfsport Federation 

Senior Officer

TOURNAMENT DIRECTOR


Gabriel GEISHUETTNER 

German Minigolfsport Federation 

Sports manager

JURY

Roger SVENSSON (Head of Jury) 

Jacqueline HELLMANN 

Harry GRÖNLUND 

REFEREES

Wil VAN DISSELDORP (Head referee) 

Joachim GARDEN 

Paul HESCHL 

Peter BURRI 

GREENHOUSE & BANGOLFARENA

Jacqueline HELLMANN 

Peter Iffland 

Bernd ADAMSKI 

First day of competition, 10th August

Start at 07:58 am

End at 05:45 pm

SUBSTITUTIONS

Teams - Female Senior

Czech Republic: After round 3 lane 18 Eva Kadlecová for Dagmar Hirschmannova.

Teams - Male Senior

Switzerland: After round 3 lane 18 Harald Bentlage for Ewald Locher.

Netherlands: After round 7 lane 15 Ruud Slappendel for André van Vliet.

Sweden: After round 8 lane 17 Patrik Eliasson for Daniel Ågren.

Second day of competition, 11th August

Start at 07:56 am

End at 05:55 pm

Third day of competition, 12th August

Start at 08:04 am

End at 04:54 pm






Fourth day of competition, 13th August - Matchplay

TRAINING GROUPS

Group A (51)

Switzerland , Italy , Czech Republic , Sweden , Finland 

Group B (52)

Netherlands , Germany , Austria , Belgium , Slovakia **Herzlichen Dank an alle Helfer*innen**

Andreas Senke, Anton Hannausek, Ariane Bouchard, Bärbel Birk, Bärbel Senke, Bernd Adamski, Birgit Bergermann, Birgit Fröhner, Birgit Sommer, Channa Loeng, Chris Alexandros, Christian Garden, Claudia Garden, Elisabeth Winter, Frederike Gronski, Gabriel Geishüttner, Hans-Joachim Birk, Jacqueline Hellmann, Jessica Senke, Joachim Fröhner, Joachim Garden, Joscha Hoppe, Jürgen Schäfer, Marina Eberle, Marion Engelke, Max Schmidt, Mechthild Luft, Michael Reitemeier, Nina Niedzielski, Oliver Schmidt, Peter Iffland, Ralf Sawartowski, Renate Niedzielski, Roland Winter, Thomas Gronski, Ursula Kracht

Players that didn't start

Name	Team	Country	Category
Kristiina Andreasson	Finland	 FIN	Female Senior
Ivan Babol	Slovakia	 SVK	Male Senior

**Strokeplay**

125 Jahre
Stadt Herne
Viel Geschichte. Unsere Zukunft.

TOURNAMENT INFO**SUDDEN DEATH***Female Senior for Matchplay rank 16*

Joy Wielink-Pol (NED) wins on lane 3 against Antonella Flamini (ITA) and Seija Björk (FIN)

Male Senior for Matchplay rank 32

Adriano Steiner (AUT) wins on lane 2 against Stefan Viberg (SWE)

Livestream Team Finals**Livestream Strokeplay Final****Matchplay**

Female Senior

Rank	Name	No	Country	E1	F2	E3	F4	F5	E6	F7	E8	E9	F10	E11	F12	FAvg	EAvg	FSum	ESum	Diff	Tot
1	Alice Kobisch	108	GER	26	27	22	30	24	23	26	24	22	27	23	30	27,333	23,333	164	140	10	304
2	Alexandra von dem Knesebeck	107	GER	22	32	22	30	24	21	30	22	25	26	21	32	29,000	22,167	174	133	12	307
3	Claudia Schuster	157	AUT	23	31	24	33	25	21	36	26	22	26	24	31	30,333	23,333	182	140	16	322
4	Nicole Warnecke	109	GER	25	29	24	30	27	27	32	25	26	30	22	30	29,667	24,833	178	149	10	327
5	Lenka Doleželová	259	CZE	24	26	23	32	29	31	29	24	22	27	25	35	29,667	24,833	178	149	18	327
6	Natasja Kolsteren	410	NED	25	29	26	31	31	23	29	24	24	35	21	34	31,500	23,833	189	143	11	332
7	Gerlinde Krämer	159	AUT	25	36	21	31	30	26	38	20	21	28	23	33	32,667	22,667	196	136	16	332
8	Annelie Lundell	508	SWE	22	29	26	32	36	26	30	23	22	30	25	34	31,833	24,000	191	144	11	335
9	Eva Kadlecová	258	CZE	22	31	22	37	32	24	29	22	27	34	25	31	32,333	23,667	194	142	13	336
Cut final round / Strokeplay - 9 players + players with same result continue after round 10																					
10	Johanna Knotzer	160	AUT	22	28	25	36	31	25	36	24	28	28			31,800	24,800	159	124	14	283
11	Susanne Bremicker	110	GER	30	34	22	34	32	20	33	24	26	29			32,400	24,400	162	122	15	284
12	Petra Vosmíková	260	CZE	27	36	25	30	31	26	30	25	24	37			32,800	25,400	164	127	10	291
13	Claudia Anderegg	558	SUI	23	29	23	38	37	22	35	23	27	34			34,600	23,600	173	118	14	291
14	Eva Reiländer	158	AUT	25	41	25	34	31	23	28	23	25	36			34,000	24,200	170	121	15	291
15	Carina Smeds	305	FIN	25	28	23	37	32	29	33	22	26	36			33,200	25,000	166	125	16	291
16	Joy Wielink-Pol	408	NED	27	34	25	32	32	28	31	27	24	32			32,200	26,200	161	131	7	292
Cut Matchplay - 16 players continue after round 10																					
17	Antonella Flamini	358	ITA	27	39	26	35	29	26	33	22	24	31			33,400	25,000	167	125	15	292
18	Seija Björk	308	FIN	27	29	26	41	31	24	32	28	23	31			32,800	25,600	164	128	17	292
19	Ingela Eriksson	510	SWE	28	35	25	31	35	25	34	24	24	32			33,400	25,200	167	126	8	293
20	Dingina Dissel	407	NED	25	38	27	27	35	30	32	28	25	26			31,600	27,000	158	135	17	293
21	Marianne Groenendijk	409	NED	27	42	22	32	29	27	32	28	29	28			32,600	26,600	163	133	21	296
22	Susanne Goglione	559	SUI	32	31	25	33	33	27	35	25	25	35			33,400	26,800	167	134	11	301
23	Dagmar Hirschmannová	257	CZE	28	38	27	36	29	19	39	27	26	36			35,600	25,400	178	127	19	305
24	Anni Rotzer	557	SUI	26	36	26	40	37	26	34	25	24	32			35,800	25,400	179	127	10	306
25	Birgitta Malmgren	509	SWE	24	36	33	34	33	30	33	26	25	34			34,000	27,600	170	138	12	308
26	Anna Maria Tiziana Chiaravalli	357	ITA	29	33	25	41	35	28	34	29	25	29			34,400	27,200	172	136	16	308
27	Agneta Harrysson	507	SWE	27	39	29	39	34	25	38	28	26	29			35,800	27,000	179	135	14	314
28	Greta Janssens	209	BEL	21	38	24	37	40	28	38	24	28	38			38,200	25,000	191	125	10	316
29	Morena Nardin	359	ITA	30	37	26	38	34	28	35	24	20	46			38,000	25,600	190	128	22	318
30	Nina Mustonen	307	FIN	28	36	32	40	34	30	32	28	26	39			36,200	28,800	181	144	14	325
31	Vanda Kupcová	457	SVK	25	43	26	35	41	29	37	27	24	41			39,400	26,200	197	131	13	328
32	Beatrice Jacob	208	BEL	29	44	32	41	36	28	38	33	28	37			39,200	30,000	196	150	13	346
33	Chayuda Inpheng	210	BEL	33	39	27	41	32	38	41	33	32	42			39,000	32,600	195	163	21	358
34	Anne Hosselet	207	BEL	28	50	32	38	43	33	41	31	31	50			44,400	31,000	222	155	17	377

Male Senior

Rank	Name	No	Country	F1	E2	F3	E4	E5	F6	E7	F8	F9	E10	E11	F12	FAvg	EAvg	FSum	ESum	Diff	Tot
1	Heinz Weber	153	AUT	24	23	26	23	20	27	20	24	25	22	23	27	25,500	21,833	153	131	6	284
2	Roman Kobisch	104	GER	31	22	22	19	23	26	22	24	23	24	23	27	25,500	22,167	153	133	14	286
3	Tim Clasen	106	GER	24	23	22	23	20	27	22	28	28	22	21	30	26,500	21,833	159	131	11	290
4	Michael Neuland	102	GER	28	22	31	21	23	24	20	26	25	22	21	30	27,333	21,500	164	129	10	293
5	Markus Janßen	101	GER	25	21	37	20	23	28	20	27	25	20	21	26	28,000	20,833	168	125	15	293
6	Stefan Björk	505	SWE	27	22	24	22	23	29	20	29	22	23	21	32	27,167	21,833	163	131	13	294
7	Markus Büdenbender	100	GER	26	22	30	23	26	29	22	24	25	21	22	27	26,833	22,667	161	136	11	297
8	Bernd Gaida	152	AUT	28	22	28	21	26	27	24	27	28	20	22	25	27,167	22,500	163	135	9	298
9	Robert Hahn	103	GER	26	21	27	22	20	30	24	30	27	23	23	26	27,667	22,167	166	133	8	299
10	Daniel Ågren	500	SWE	24	25	25	20	25	26	21	26	30	25	24	30	26,833	23,333	161	140	11	301
11	David Bílek	251	CZE	30	24	25	23	22	27	25	26	25	22	25	28	26,833	23,500	161	141	8	302
12	Maurizio Palmiro Zini	354	ITA	30	20	27	22	24	30	26	28	26	20	24	25	27,667	22,667	166	136	11	302
13	Magnus Westerberg	502	SWE	27	25	28	19	23	27	22	28	28	24	23	30	28,000	22,667	168	136	9	304
14	Stanislav Staněk	256	CZE	29	24	28	21	21	27	26	27	25	25	23	29	27,500	23,333	165	140	9	305
15	Rudi Giroladini	356	ITA	29	22	30	22	22	28	24	26	26	23	24	30	28,167	22,833	169	137	6	306
16	Anton Wechselberger	151	AUT	27	21	28	20	24	31	23	28	29	22	23	31	29,000	22,167	174	133	8	307
17	Alexander Jasper	400	NED	29	23	28	23	22	29	24	30	25	20	23	37	29,667	22,500	178	135	16	313
Cut final round / Strokeplay - 15 players + players with same result continue after round 10																					
18	Martin Lundell	503	SWE	27	23	32	25	23	28	22	25	28	21			28,000	22,800	140	114	11	254
19	Stefan Müller	105	GER	27	24	32	22	23	26	22	27	25	26			27,400	23,400	137	117	11	254
20	Magnus Mårtensson	501	SWE	29	24	29	22	24	28	24	26	29	22			28,200	23,200	141	116	5	257
21	Kamil Rous	255	CZE	26	24	33	22	22	27	22	31	27	25			28,800	23,000	144	115	10	259
22	Herbert Ziegler	154	AUT	36	23	33	20	21	27	21	26	30	22			30,400	21,400	152	107	13	259
23	Josef Vozár	254	CZE	25	23	36	21	25	30	22	31	25	24			29,400	23,000	147	115	15	262
24	Klaus Grünbacher	155	AUT	29	24	34	25	22	35	20	25	27	21			30,000	22,400	150	112	15	262
25	Marko Nuotio	304	FIN	32	24	27	22	23	29	20	32	31	23			30,200	22,400	151	112	9	263
26	Ján Tolarovič	452	SVK	31	26	30	22	25	27	25	31	26	21			29,000	23,800	145	119	10	264
27	Roland Brunello	355	ITA	26	26	29	24	24	28	22	32	26	27			28,200	24,600	141	123	11	264
28	Steven Steiger	406	NED	30	22	27	23	22	35	24	29	30	23			30,200	22,800	151	114	10	265
29	Jan Metyš	252	CZE	32	22	32	24	22	25	19	36	33	21			31,600	21,600	158	108	16	266
30	Hans Verkooijen	403	NED	30	23	30	21	25	30	23	29	34	23			30,600	23,000	153	115	9	268
31	Alexander Lang	350	ITA	30	22	32	25	25	30	22	34	25	23			30,200	23,400	151	117	12	268
32	Adriano Steiner	150	AUT	27	26	33	23	24	30	22	32	31	21			30,600	23,200	153	116	11	269
Cut Matchplay - 32 players continue after round 10																					
33	Stefan Viberg	506	SWE	36	25	27	23	23	27	25	28	28	27			29,200	24,600	146	123	13	269
34	Igor Qualich	450	SVK	33	21	32	22	24	31	22	31	32	22			31,800	22,200	159	111	5	270
35	Ewald Locher	550	SUI	28	22	30	27	25	31	24	27	33	23			29,800	24,200	149	121	11	270
36	Patrik Eliasson	504	SWE	33	25	29	25	26	30	23	30	29	21			30,200	24,000	151	120	9	271
37	Wolfgang Wagner	156	AUT	33	24	31	24	26	32	24	28	27	23			30,200	24,200	151	121	9	272
38	Roger Anderegg	556	SUI	28	25	24	29	25	30	28	28	29	27			27,800	26,800	139	134	10	273
39	Jori Pasanen	301	FIN	30	24	33	24	23	34	26	32	27	21			31,200	23,600	156	118	12	274
40	Jaroslav Řehák	253	CZE	30	23	32	26	24	33	20	31	30	27			31,200	24,000	156	120	10	276
41	Ruud Slappendel	405	NED	32	22	30	28	24	38	23	29	30	22			31,800	23,800	159	119	15	278
42	Ingo Schoppe	552	SUI	32	24	32	28	24	28	29	30	29	24			30,200	25,800	151	129	9	280
43	Ari Ahrenberg	300	FIN	31	23	36	24	24	34	26	34	29	21			32,800	23,600	164	118	12	282
44	Jean-Luc Nihoul	203	BEL	33	27	36	25	25	27	23	34	27	25			31,400	25,000	157	125	13	282
45	Dieter Kaufmann	351	ITA	35	24	32	24	27	29	24	30	31	27			31,400	25,200	157	126	9	283
46	Gino Ferri	352	ITA	34	27	28	27	24	27	27	38	28	23			31,000	25,600	155	128	15	283
47	Bohumil Pokorný	250	CZE	31	22	35	26	26	26	26	38	29	25			31,800	25,000	159	125	16	284
48	Luca Gavazzi	353	ITA	42	23	32	26	20	36	20	27	31	27			33,600	23,200	168	116	22	284
49	Hans Broodbakker	402	NED	36	26	31	26	31	29	26	24	29	27			29,800	27,200	149	136	17	285
50	Jörg Wiedemeier	553	SUI	31	22	37	27	28	33	23	33	28	24			32,400	24,800	162	124	15	286
51	Markus Stucki	554	SUI	32	27	32	22	24	31	24	39	30	26			32,800	24,600	164	123	14	287
52	Frits Zwaal	404	NED	32	21	44	24	25	28	23	36	32	23			34,400	23,200	172	116	20	288
53	Pierre Köstinger	555	SUI	25	27	34	24	25	34	28	34	29	30			31,200	26,800	156	134	15	290
54	Milan Pätoprstý	453	SVK	31	24	30	23	29	35	27	33	33	26			32,400	25,800	162	129	11	291

55	René Šimanský	455		SVK	37	24	34	25	24	31	24	34	43	26	35,800	24,600	179	123	14	302	
56	Thierry Cappe	206		BEL	38	29	40	23	23	34	22	30	37	27	35,800	24,800	179	124	17	303	
57	Harald Bentlage	551		SUI	34	28	43	28	26	34	25	35	29	26	35,000	26,600	175	133	17	308	
58	Juha-Petri Kujansuu	302		FIN	39	29	32	29	25	31	29	34	36	29	34,400	28,200	172	141	12	313	
59	Jean Pierre Jacob	202		BEL	38	25	37	30	31	36	24	30	34	29	35,000	27,800	175	139	15	314	
60	Štefan Buchcar	456		SVK	35	24	41	25	29	36	23	44	38	25	38,800	25,200	194	126	15	320	
61	Miroslav Chmelka	454		SVK	33	33	34	30	28	37	24	40	35	26	35,800	28,200	179	141	16	320	
62	Erwin Hansen	200		BEL	38	27	34	27	23	44	29	41	36	25	38,600	26,200	193	131	16	324	
63	Raymond Leemans	205		BEL	38	26	36	29	27	37	28	35	41	31	37,400	28,200	187	141	11	328	
64	Pascal de Roeck	204		BEL	37	24	43	27	32	32	32	42	44	32	39,600	29,400	198	147	20	345	
65	Jyri Rantanen	303		FIN	50	31	40	26	32	35	24	37	40	33	40,400	29,200	202	146	24	348	
66	Fabrice Wilms	201		BEL	48	27	36	30	30	37	30	45	40	27	41,200	28,800	206	144	15	350	
67	André van Vliet	401		NED	28	26	32	25	31	35	29				31,667	27,750	95	111	13	206	Did not finish










Teams








Female Senior



Rank	Team	R1	R2	R3	R4	R5	R6	R7	R8	Avg	Total
1	Germany	73	88	68	90	75	71	88	71	26,000	624
2	Austria	70	95	70	100	86	72	110	70	28,042	673
3	Czech Republic	79	100	75	99	92	81	88	71	28,542	685
4	Netherlands	77	101	78	90	98	81	92	79	29,000	696
5	Sweden	77	103	80	102	105	76	102	75	30,000	720
6	Switzerland	81	96	74	111	107	75	104	73	30,042	721
7	Finland	80	93	81	118	97	83	97	78	30,292	727
8	Italy	86	109	77	114	98	82	102	75	30,958	743
9	Belgium	83	121	83	119	108	94	117	90	33,958	815

	No	R1	R2	R3	R4	R5	R6	R7	R8	FAvg	EAvg	Total
1 Germany (0 substitutions)												
Nicole Warnecke	109	25	29	24	30	27	27	32	25	29,500	25,250	219
Alexandra von dem Knesebeck	107	22	32	22	30	24	21	30	22	29,000	21,750	203
Alice Kobisch	108	26	27	22	30	24	23	26	24	26,750	23,750	202
Susanne Bremicker	110											
			73	88	68	90	75	71	88	71		26,000 624
2 Austria (0 substitutions)												
Gerlinde Krämer	159	25	36	21	31	30	26	38	20	33,750	23,000	227
Johanna Knotzer	160	22	28	25	36	31	25	36	24	32,750	24,000	227
Claudia Schuster	157	23	31	24	33	25	21	36	26	31,250	23,500	219
Eva Reiländer	158											
			70	95	70	100	86	72	110	70		28,042 673
3 Czech Republic (1 substitute)												
Lenka Doleželová	259	24	26	23	32	29	31	29	24	29,000	25,500	218
Petra Vosmíková	260	27	36	25	30	31	26	30	25	31,750	25,750	230
Dagmar Hirschmannová	257	28	38	27						35,500	25,250	93
Eva Kadlecová	258				37	32	24	29	22	32,250	22,500	144
			79	100	75	99	92	81	88	71		28,542 685
4 Netherlands (0 substitutions)												
Joy Wielink-Pol	408	27	34	25	32	32	28	31	27	32,250	26,750	236
Dingina Dissel	407	25	38	27	27	35	30	32	28	33,000	27,500	242
Natasja Kolsteren	410	25	29	26	31	31	23	29	24	30,000	24,500	218
Marianne Groenendijk	409											
			77	101	78	90	98	81	92	79		29,000 696
5 Sweden (0 substitutions)												
Annelie Lundell	508	22	29	26	32	36	26	30	23	31,750	24,250	224
Agneta Harrysson	507	27	39	29	39	34	25	38	28	37,500	27,250	259
Ingela Eriksson	510	28	35	25	31	35	25	34	24	33,750	25,500	237
Birgitta Malmgren	509											
			77	103	80	102	105	76	102	75		30,000 720
6 Switzerland (0 substitutions)												
Susanne Goglionie	559	32	31	25	33	33	27	35	25	33,000	27,250	241
Anni Rotzer	557	26	36	26	40	37	26	34	25	36,750	25,750	250
Claudia Anderegg	558	23	29	23	38	37	22	35	23	34,750	22,750	230
		81	96	74	111	107	75	104	73			30,042 721
7 Finland (0 substitutions)												
Carina Smeds	305	25	28	23	37	32	29	33	22	32,500	24,750	229
Seija Björk	308	27	29	26	41	31	24	32	28	33,250	26,250	238
Nina Mustonen	307	28	36	32	40	34	30	32	28	35,500	29,500	260
		80	93	81	118	97	83	97	78			30,292 727
8 Italy (0 substitutions)												
Morena Nardin	359	30	37	26	38	34	28	35	24	36,000	27,000	252
Anna Maria Tiziana Chiaravalli	357	29	33	25	41	35	28	34	29	35,750	27,750	254
Antonella Flamini	358	27	39	26	35	29	26	33	22	34,000	25,250	237
		86	109	77	114	98	82	102	75			30,958 743
9 Belgium (0 substitutions)												
Chayuda Inpheng	210	33	39	27	41	32	38	41	33	38,250	32,750	284
Beatrice Jacob	208	29	44	32	41	36	28	38	33	39,750	30,500	281
Greta Janssens	209	21	38	24	37	40	28	38	24	38,250	24,250	250
Anne Hosselet	207											
			83	121	83	119	108	94	117	90		33,958 815

Teams

		Male Senior									
Rank	Team	R1	R2	R3	R4	R5	R6	R7	R8	Avg	Total
1	 Germany	160	131	169	128	135	164	130	159	24,500	1176
2	 Sweden	170	144	165	131	141	165	134	161	25,229	1211
3	 Austria	171	139	182	132	137	177	130	162	25,625	1230
4	 Czech Republic	173	139	189	137	138	162	140	189	26,396	1267
5	 Italy	192	137	182	143	142	181	138	177	26,917	1292
6	 Netherlands	185	141	192	142	156	186	147	177	27,625	1326
7	 Switzerland	182	153	202	157	151	187	156	191	28,729	1379
8	 Slovakia	200	152	201	147	159	197	145	213	29,458	1414
9	 Belgium	232	160	225	161	160	211	164	227	32,083	1540

1		Germany (0 substitutions)	No	R1	R2	R3	R4	R5	R6	R7	R8	FAvg	EAvg	Total
		Tim Clasen	106	24	23	22	23	20	27	22	28	25,250	22,000	189
		Markus Büdenbender	100	26	22	30	23	26	29	22	24	27,250	23,250	202
		Robert Hahn	103	26	21	27	22	20	30	24	30	28,250	21,750	200
		Michael Neuland	102	28	22	31	21	23	24	20	26	27,250	21,500	195
		Roman Kobisch	104	31	22	22	19	23	26	22	24	25,750	21,500	189
		Markus Janßen	101	25	21	37	20	23	28	20	27	29,250	21,000	201
		Stefan Müller	105											
				160	131	169	128	135	164	130	159		24,500	1176
2		Sweden (1 substitute)	No	R1	R2	R3	R4	R5	R6	R7	R8	FAvg	EAvg	Total
		Magnus Westerberg	502	27	25	28	19	23	27	22	28	27,500	22,250	199
		Magnus Mårtensson	501	29	24	29	22	24	28	24	26	28,000	23,500	206
		Stefan Björk	505	27	22	24	22	23	29	20	29	27,250	21,750	196
		Martin Lundell	503	27	23	32	25	23	28	22	25	28,000	23,250	205
		Stefan Viberg	506	36	25	27	23	23	27	25	28	29,500	24,000	214
		Daniel Ågren	500	24	25	25	20	25	26	21	24 ^o ₁₇	25,250	22,750	190
		Patrik Eliasson	504								1 1 i	30,500	24,750	1
				170	144	165	131	141	165	134	161		25,229	1211
3		Austria (0 substitutions)	No	R1	R2	R3	R4	R5	R6	R7	R8	FAvg	EAvg	Total
		Bernd Gaida	152	28	22	28	21	26	27	24	27	27,500	23,250	203
		Anton Wechselberger	151	27	21	28	20	24	31	23	28	28,500	22,000	202
		Klaus Grünbacher	155	29	24	34	25	22	35	20	25	30,750	22,750	214
		Herbert Ziegler	154	36	23	33	20	21	27	21	26	30,500	21,250	207
		Adriano Steiner	150	27	26	33	23	24	30	22	32	30,500	23,750	217
		Heinz Weber	153	24	23	26	23	20	27	20	24	25,250	21,500	187
		Wolfgang Wagner	156											
				171	139	182	132	137	177	130	162		25,625	1230
4		Czech Republic (0 substitutions)	No	R1	R2	R3	R4	R5	R6	R7	R8	FAvg	EAvg	Total
		Josef Vožár	254	25	23	36	21	25	30	22	31	30,500	22,750	213
		Bohumil Pokorný	250	31	22	35	26	26	26	26	38	32,500	25,000	230
		Jan Metyš	252	32	22	32	24	22	25	19	36	31,250	21,750	212
		David Bílek	251	30	24	25	23	22	27	25	26	27,000	23,500	202
		Stanislav Staněk	256	29	24	28	21	21	27	26	27	27,750	23,000	203
		Kamil Rous	255	26	24	33	22	22	27	22	31	29,250	22,500	207
		Jaroslav Řehák	253											
				173	139	189	137	138	162	140	189		26,396	1267
5		Italy (0 substitutions)	No	R1	R2	R3	R4	R5	R6	R7	R8	FAvg	EAvg	Total
		Roland Brunello	355	26	26	29	24	24	28	22	32	28,750	24,000	211
		Luca Gavazzi	353	42	23	32	26	20	36	20	27	34,250	22,250	226
		Alexander Lang	350	30	22	32	25	25	30	22	34	31,500	23,500	220
		Dieter Kaufmann	351	35	24	32	24	27	29	24	30	31,500	24,750	225
		Rudi Giroladini	356	29	22	30	22	22	28	24	26	28,250	22,500	203
		Maurizio Palmiro Zini	354	30	20	27	22	24	30	26	28	28,750	23,000	207
		Gino Ferri	352											
				192	137	182	143	142	181	138	177		26,917	1292
6		Netherlands (1 substitute)	No	R1	R2	R3	R4	R5	R6	R7	R8	FAvg	EAvg	Total
		André van Vliet	401	28	26	32	25	31	35	23 ^o ₁₅		31,667	27,750	200
		Hans Broodbakker	402	36	26	31	26	31	29	26	24	30,000	27,250	229
		Hans Verkooijen	403	30	23	30	21	25	30	23	29	29,750	23,000	211
		Frits Zwaal	404	32	21	44	24	25	28	23	36	35,000	23,250	233
		Steven Steiger	406	30	22	27	23	22	35	24	29	30,250	22,750	212
		Alexander Jasper	400	29	23	28	23	22	29	24	30	29,000	23,000	208
		Ruud Slappendel	405							4 3 i	29	32,250	24,250	33
				185	141	192	142	156	186	147	177		27,625	1326
7		Switzerland (1 substitute)	No	R1	R2	R3	R4	R5	R6	R7	R8	FAvg	EAvg	Total

Ingo Schoppe	552	32	24	32	28	24	28	29	30	30,500	26,250	227
Harald Bentlage	551	34	28	43 ^o						36,500	26,750	105
Markus Stucki	554	32	27	32	22	24	31	24	39	33,500	24,250	231
Roger Anderegg	556	28	25	24	29	25	30	28	28	27,500	26,750	217
Pierre Köstinger	555	25	27	34	24	25	34	28	34	31,750	26,000	231
Jörg Wiedemeier	553	31	22	37	27	28	33	23	33	33,500	25,000	234
Ewald Locher	550			i	27	25	31	24	27	29,000	24,500	134
			182	153	202	157	151	187	156	191	28,729	1379
8  Slovakia (0 substitutions)	No	R1	R2	R3	R4	R5	R6	R7	R8	FAvg	E Avg	Total
Štefan Buchcar	456	35	24	41	25	29	36	23	44	39,000	25,250	257
Miroslav Chmelka	454	33	33	34	30	28	37	24	40	36,000	28,750	259
Milan Pätoprstý	453	31	24	30	23	29	35	27	33	32,250	25,750	232
René Šimanský	455	37	24	34	25	24	31	24	34	34,000	24,250	233
Ján Tolarovič	452	31	26	30	22	25	27	25	31	29,750	24,500	217
Igor Qualich	450	33	21	32	22	24	31	22	31	31,750	22,250	216
			200	152	201	147	159	197	145	213	29,458	1414
9  Belgium (0 substitutions)	No	R1	R2	R3	R4	R5	R6	R7	R8	FAvg	E Avg	Total
Pascal de Roeck	204	37	24	43	27	32	32	32	42	38,500	28,750	269
Raymond Leemans	205	38	26	36	29	27	37	28	35	36,500	27,500	256
Thierry Cappe	206	38	29	40	23	23	34	22	30	35,500	24,250	239
Erwin Hansen	200	38	27	34	27	23	44	29	41	39,250	26,500	263
Fabrice Wilms	201	48	27	36	30	30	37	30	45	41,500	29,250	283
Jean-Luc Nihoul	203	33	27	36	25	25	27	23	34	32,500	25,000	230
Jean Pierre Jacob	202											
			232	160	225	161	160	211	164	227	32,083	1540

This tournament is administrated by [Bangolf Arena](#) version 2.18.7