

UNDER 23 CHALLENGE

Vedano al Lambro (I), 16th-17th March 2019



Represented countries:








QUALIFICATION RANKING							
Pos	TEAM	G	V	N	P	STROKES	POINTS
1	ITALY 2	5	4	0	1	549	8
2	ITALY 1	5	3	0	2	590	6
3	GERMANY	5	3	0	2	569	6
4	PORTUGAL	5	1	2	2	582	4
5	SWEDEN	5	1	1	3	587	3
6	PORTUGAL/ITALY	5	1	1	3	592	3

MATCHES		
PORTUGAL/ITALY	- GERMANY	23 - 15
ITALY 1	- SWEDEN	21 - 19
ITALY 2	- PORTUGAL	23 - 10
SWEDEN	- PORTUGAL/ITALY	24 - 15
GERMANY	- ITALY 2	14 - 23
PORTUGAL	- ITALY 1	23 - 17
ITALY 2	- PORTUGAL/ITALY	18 - 7
PORTUGAL	- SWEDEN	19 - 19
GERMANY	- ITALY 1	19 - 12
PORTUGAL/ITALY	- PORTUGAL	14 - 14
ITALY 2	- ITALY 1	16 - 18
SWEDEN	- GERMANY	12 - 19
ITALY 1	- PORTUGAL/ITALY	22 - 16
PORTUGAL	- GERMANY	9 - 20
SWEDEN	- ITALY 2	21 - 23

1  ITALY 2		P1	P2	P3	P4	P5	Med	Totale
	Duccio Cheli	25	25	24	24	27	25,0	125
	Martina Saletta	29	27	26	27	30	27,8	139
	Marco Broggi	22	27	26	25	29	25,8	129
	Daniele Diotti	31	30	35	32	28	31,2	156
		107	109	111	108	114	27,4	549
Punti		2	2	2	0	2		8

2  ITALY 1		P1	P2	P3	P4	P5	Med	Totale
	Ramona Schmid	33	32	31	30	25	30,2	151
	Federico Bussotti	32	27	36	29	32	31,2	156
	Ryan Giroldini	28	27	29	24	26	26,8	134
	Matteo Diotti	25	35	30	24	35	29,8	149
		118	121	126	107	118	29,5	590
Punti		2	0	0	2	2		6





3  GERMANY		P1	P2	P3	P4	P5	Med	Totale
	Johannes Lieber	27	31	28	29	26	28,2	141
	Maike Haupt	32	31	32	29	29	30,6	153
	Sarah Schumacher	29	27	30	29	24	27,8	139
	Robin Hettrich	29	26	29	24	28	27,2	136
		117	115	119	111	107	28,4	569
	Punti	0	0	2	2	2		6

4  PORTUGAL		P1	P2	P3	P4	P5	Med	Totale
	Fabio Lima	28	28	25	27	29	27,4	137
	Sofia Santos	33	33	26	32	34	31,6	158
	Pedro Cruz	28	27	29	31	28	28,6	143
	Luis Silva	33	24	28	28	31	28,8	144
		122	112	108	118	122	29,1	582
	Punti	0	2	1	1	0		4

5  SWEDEN		P1	P2	P3	P4	P5	Med	Totale
	Rasmus Bergqvist	28	33	27	32	30	30,0	150
	Johanna Lindoff	32	26	31	31	29	29,8	149
	Felicia Vikström	27	30	29	29	32	29,4	147
	James Lindström	27	29	27	30	28	28,2	141
		114	118	114	122	119	29,4	587
	Punti	0	2	1	0	0		3

6  PORTUGAL/ITALY		P1	P2	P3	P4	P5	Med	Totale
	Carlos Teixeira	27	30	35	29	32	30,6	153
	Manuel Sathya Moretti	23	29	27	32	28	27,8	139
	Inês Fontes	29	33	28	31	32	30,6	153
	Bernardo Silva	29	37	27	26	28	29,4	147
		108	129	117	118	120	29,6	592
	Punti	2	0	0	1	0		3

SEMIFINALS

	ITALY 2			PORTUGAL
1	DUCCIO CHELI	2	6	FABIO LIMA
2	MARTINA SALETTA	3	4	SOFIA SANTON
3	MARCO BROGGI	6	4	PEDRO CRUZ
4	DANIELE DIOTTI	8	4	LUIS SILVA
	TOTAL	19	18	
	ITALY 1			GERMANY
1	RAMONA SCHMID	2	5	JOHANNES LIEBER
2	FEDERICO BUSSOTTI	4	1	MAIKE HAUPT
3	RYAN GIROLDINI	0	6	SARAH SCHUMACHER
4	MATTEO DIOTTI	5	1	ROBIN HETTRICH
	TOTAL	11	13	

FINALS

1ST - 2ND PLACE

	ITALY 2 	GERMANY 		
1	DUCCIO CHELI	2	6	JOHANNES LIEBER
2	MARTINA SALETTA	7	2	MAIKE HAUPT
3	MARCO BROGGI	8	4	SARAH SCHUMACHER
4	DANIELE DIOTTI	3	5	ROBIN HETTRICH
TOTAL		20	17	

















3RD - 4TH PLACE

	ITALY 1 	PORTUGAL 		
1	RAMONA SCHMID	0	6	FABIO LIMA
2	FEDERICO BUSSOTTI	6	3	SOFIA SANTON
3	RYAN GIROLDINI	3	1	PEDRO CRUZ
4	MATTEO DIOTTI	2	7	LUIS SILVA
TOTAL		11	17	

5TH - 6TH PLACE

	SWEDEN 	PORTUGAL/ITALY 				
1	RASMUS BERGQVIST	7	7	1	5	CARLOS TEIXEIRA
2	JOHANNA LINDOFF	2	5	7	5	MANUEL MORETTI
3	FELICIA VIKSTRÖM	4	3	0	2	INES FONTES
4	JAMES LINDSTRÖM	6	5	2	2	BERNARDO SILVA
TOTAL		39		24		

INDIVIDUAL RANKINGS

LADIES												
Posi	NAME	NATION	P1	P2	P3	P4	P5	P6	P7	AVG	Diff	Tot
	1 Martina Saletta	 ITA	29	27	26	27	30	29	25	27,6	5	193
	2 Sarah Schumacher	 GER	29	27	30	29	24	24	33	28,0	9	196
	3 Felicia Vikström	 SWE	27	30	29	29	32	29	27	29,0	5	203
	4 Maike Haupt	 GER	32	31	32	29	29	31	30	30,6	3	214
	5 Inês Fontes	 POR	29	33	28	31	32	33	28	30,6	5	214
	6 Ramona Schmid	 ITA	33	32	31	30	25	28	38	31,0	13	217
	7 Johanna Lindoff	 SWE	32	26	31	31	29	36	33	31,1	10	218
	8 Sofia Santos	 POR	33	33	26	32	34	28	33	31,3	8	219

MEN												
Posi	NAME	NATION	P1	P2	P3	P4	P5	P6	P7	AVG	Diff	Tot
	1 Duccio Cheli	 ITA	25	25	24	24	27	29	31	26,4	7	185
	2 Marco Broggi	 ITA	22	27	26	25	29	26	30	26,4	8	185
	3 Fabio Lima	 POR	28	28	25	27	29	24	28	27,0	5	189
	4 Ryan Giroidini	 ITA	28	27	29	24	26	30	26	27,1	6	190
	5 James Lindström	 SWE	27	29	27	30	28	26	27	27,7	4	194
	6 Johannes Lieber	 GER	27	31	28	29	26	26	28	27,9	5	195
	7 Robin Hettrich	 GER	29	26	29	24	28	32	28	28,0	8	196
	8 Pedro Cruz	 POR	28	27	29	31	28	28	28	28,4	4	199
	9 Manuel Sathya Moretti	 ITA	23	29	27	32	28	31	30	28,6	9	200
	10 Rasmus Bergqvist	 SWE	28	33	27	32	30	25	26	28,7	8	201
	11 Luis Silva	 POR	33	24	28	28	31	32	26	28,9	9	202
	12 Matteo Diotti	 ITA	25	35	30	24	35	25	32	29,4	11	206
	13 Bernardo Silva	 POR	29	37	27	26	28	30	32	29,9	11	209
	14 Daniele Diotti	 ITA	31	30	35	32	28	28	32	30,9	7	216
	15 Carlos Teixeira	 POR	27	30	35	29	32	32	31	30,9	8	216
	16 Federico Bussotti	 ITA	32	27	36	29	32	28	32	30,9	9	216

COMPLETE RESULT AVAILABLE HERE

<http://data.figsp.it/Bangolf/2019/Under23/result.htm>

<http://data.figsp.it/Bangolf/2019/Under23/finale/result.htm>