



WMF Gold Sponsors

2015 WORLD ADVENTURE GOLF MASTERS

Updated: 2015-06-07 14:59

Get new pages automatically

All players Men unless stated






















































S - Senior Men
SW - Senior Women
J - Junior
W- Women

The final results from the Team competition can be found at
<http://bmga.co.uk/2015WAGTM/result.htm>









Result

[All players](#) | [Teams](#) | [Straight list](#) | [Lane statistics](#) | [Teams statistics](#) | [Most aces in a row](#)

Rank	Name	Country	R1	R2	R3	R4	R5	R6	R7	Average	Diff	Tot	Par	
	1 Martin Stöckle		GER	27	30	26	29	30	28	30	28.6	4	200	-52
	2 Michael Smith		GBR	29	24	33	31	30	28	26	28.7	9	201	-51
	3 Oliver Rathjens		GER	29	29	29	27	30	29	30	29.0	3	203	-49
	4 Filiph Svensson		SWE	26	30	28	30	29	30	30	29.0	4	203	-49
	5 Adam Kelly		GBR	29	29	29	34	28	29	28	29.4	6	206	-46
	6 Melanie Hammerschmidt (W)		GER	31	30	26	29	32	29	29	29.4	6	206	-46
	7 Eirik Seljelid		SWE	30	31	26	29	30	31	30	29.6	5	207	-45
	8 Jan-Peter Lichtenberg		GER	29	33	32	29	28	28	28	29.6	5	207	-45
	9 Steve Lovell		GBR	30	32	29	30	28	31	30	30.0	4	210	-42
	10 Sean Homer (S)		GBR	30	30	29	30	29	33	30	30.1	4	211	-41
	11 Peter Eisenschmidt		SWE	30	28	33	29	32	30	29	30.1	5	211	-41
	11 Chris Harding (S)		GBR	29	33	29	30	28	30	32	30.1	5	211	-41
	13 Nuno Cunha		POR	32	28	31	30	33	29	28	30.1	5	211	-41
	14 Pasi Aho		FIN	32	31	29	31	32	26	30	30.1	6	211	-41
	15 Oleg Klassen		GER	28	29	31	31	32	33	28	30.3	5	212	-40
	16 Tomas Sennerby (S)		SWE	32	30	31	31	30	30	30	30.6	2	214	-38
	17 Rainer Henseler (S)		GER	31	28	31	32	30	33	31	30.9	5	216	-36
	18 Christain Kemler		GER	30	32	32	30	32	30	33	31.3	3	219	-33
Cut - 18 players + players with same result continues after round 6														
	19 Chris Wood		GBR	30	34	32	30	30	31		31.2	4	187	-29
	20 Daniel Vlack		CZE	33	29	35	33	26	31		31.2	9	187	-29
	21 Filip Johansson		SWE	31	33	32	29	33	30		31.3	4	188	-28
	22 Mark Wood (S)		GBR	31	31	32	29	34	31		31.3	5	188	-28
	23 Karsten Hein (S)		GER	35	34	31	31	28	29		31.3	7	188	-28
	24 Tony Kelly (S)		GBR	33	30	30	33	35	30		31.8	5	191	-25
	24 Will Donnelly (J)		GBR	33	35	30	33	30	30		31.8	5	191	-25
	26 Pauli Kuikka		SWE	35	30	34	28	33	31		31.8	7	191	-25
	27 Lutz Brune (S)		GER	30	33	31	36	30	32		32.0	6	192	-24
	28 Andy Wilde		GBR	32	32	31	33	34	31		32.2	3	193	-23
	29 Tiger Pragnell		GBR	30	30	35	31	34	33		32.2	5	193	-23




		30	Norbert Eilert (S)		GER	32	30	33	33	32	35	32.5	5	195	-21
		31	Jens Bergström (S)		SWE	34	31	33	35	31	32	32.7	4	196	-20
		32	Paul Preston		GBR	34	32	30	35	33	33	32.8	5	197	-19
		33	Adrian Amey (S)		GBR	33	28	39	35	34	28	32.8	11	197	-19
		34	Reine Niord (S)		SWE	33	34	33	34	31	33	33.0	3	198	-18
		35	Dave Gomm (S)		GBR	31	32	35	35	31	34	33.0	4	198	-18
		36	Marcus Ehrlich		GER	33	30	34	32	35	34	33.0	5	198	-18
		37	Scott Lancley		GBR	35	33	32	33	36	30	33.2	6	199	-17
		38	Herbert Bröker (S)		GER	30	37	36	31	33	33	33.3	7	200	-16
		39	Milan Provaznik		CZE	32	38	34	33	30	33	33.3	8	200	-16
		40	Sigrid Eilert (SW)		GER	30	33	34	36	35	33	33.5	6	201	-15
		41	Michal Stach		CZE	33	35	34	35	32	33	33.7	3	202	-14
		42	Freddie Blackburn-Shaw		GBR	33	34	39	33	32	33	34.0	7	204	-12
		43	Martin Greenhead (S)		GBR	36	35	32	33	34	35	34.2	4	205	-11
		44	Dave Donnelly (S)		GBR	32	42	38	30	33	33	34.7	12	208	-8
		45	Martin Kostal		CZE	36	36	39	31	40	33	35.8	9	215	-1
		46	Hailin Zheng (S)		CHN	35	37	39	41	49	36	39.5	14	237	+21
		47	Surajkumar Kiransingh Yeotikar (S)		IND	46	39	40	43	126	42	56.0	87	336	+120







[All players](#) | [Teams](#) | [Straight list](#) | [Lane statistics](#) | [Teams statistics](#) | [Most aces in a row](#)







TEAMS									
Rank	Team	R1	R2	R3	R4	R5	R6	Avg	Total
1	 Germany	115	122	115	118	122	118	29.6	710
2	 Sweden 1	117	122	119	117	124	121	30.0	720
3	 Great Britain 1	120	121	121	128	116	117	30.1	723
4	 Great Britain 2	128	125	120	126	128	124	31.3	751
5	 Sweden 2	134	125	131	128	125	126	32.0	769
6	 Great Britain 3	130	128	135	127	132	125	32.4	777
7	 Great Britain 4	126	138	147	129	130	133	33.5	803
8	 Czech Republic	134	138	142	132	128	130	33.5	804




	1	 Germany	R1	R2	R3	R4	R5	R6	Avg	Total
		Oleg Klassen	28	29	31	31	32	33	30.7	184
		Melanie Hammerschmidt (W)	31	30	26	29	32	29	29.5	177
		Jan-Peter Lichtenberg	29	33	32	29	28	28	29.8	179
		Martin Stöckle	27	30	26	29	30	28	28.3	170
			115	122	115	118	122	118	29.6	710
	2	 Sweden 1	R1	R2	R3	R4	R5	R6	Avg	Total
		Peter Eisenschmidt	30	28	33	29	32	30	30.3	182
		Eirik Seljelid	30	31	26	29	30	31	29.5	177
		Filip Johansson	31	33	32	29	33	30	31.3	188
		Filiph Svensson	26	30	28	30	29	30	28.8	173
			117	122	119	117	124	121	30.0	720
	3	 Great Britain 1	R1	R2	R3	R4	R5	R6	Avg	Total







		Michael Smith	29	24	33	31	30	28	29.2	175
		Will Donnelly (J)	33	35	30	33	30	30	31.8	191
		Chris Harding (S)	29	33	29	30	28	30	29.8	179
		Adam Kelly	29	29	29	34	28	29	29.7	178
			120	121	121	128	116	117	30.1	723

		4  Great Britain 2	R1	R2	R3	R4	R5	R6	Avg	Total
		Tony Kelly (S)	33	30	30	33	35	30	31.8	191
		Steve Lovell	30	32	29	30	28	31	30.0	180
		Scott Lancley	35	33	32	33	36	30	33.2	199
		Sean Homer (S)	30	30	29	30	29	33	30.2	181
			128	125	120	126	128	124	31.3	751

		5  Sweden 2	R1	R2	R3	R4	R5	R6	Avg	Total
		Reine Niord (S)	33	34	33	34	31	33	33.0	198
		Pauli Kuikka	35	30	34	28	33	31	31.8	191
		Jens Bergström (S)	34	31	33	35	31	32	32.7	196
		Tomas Sennerby (S)	32	30	31	31	30	30	30.7	184
			134	125	131	128	125	126	32.0	769

		6  Great Britain 3	R1	R2	R3	R4	R5	R6	Avg	Total
		Mark Wood (S)	31	31	32	29	34	31	31.3	188
		Chris Wood	30	34	32	30	30	31	31.2	187
		Martin Greenhead (S)	36	35	32	33	34	35	34.2	205
		Adrian Amey (S)	33	28	39	35	34	28	32.8	197
			130	128	135	127	132	125	32.4	777

		7  Great Britain 4	R1	R2	R3	R4	R5	R6	Avg	Total
		Dave Donnelly (S)	32	42	38	30	33	33	34.7	208
		Tiger Pragnell	30	30	35	31	34	33	32.2	193
		Freddie Blackburn-Shaw	33	34	39	33	32	33	34.0	204
		Dave Gomm (S)	31	32	35	35	31	34	33.0	198
			126	138	147	129	130	133	33.5	803

		8  Czech Republic	R1	R2	R3	R4	R5	R6	Avg	Total
		Daniel Vlcek	33	29	35	33	26	31	31.2	187
		Milan Provaznik	32	38	34	33	30	33	33.3	200
		Michal Stach	33	35	34	35	32	33	33.7	202
		Martin Kostal	36	36	39	31	40	33	35.8	215
			134	138	142	132	128	130	33.5	804

[All players](#) | [Teams](#) | [Straight list](#) | [Lane statistics](#) | [Teams statistics](#) | [Most aces in a row](#)

This tournament is administrated by [Bangolf Arena](#) version 2.0.2