



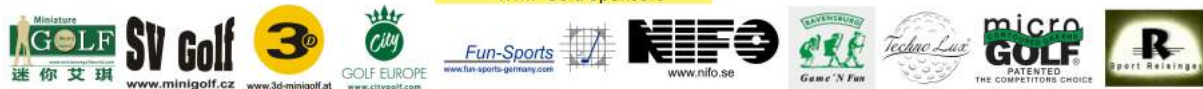
# MINIGOLF EUROPEAN CUP

## 2nd – 4th October 2014



02.-04. October | SCHRIESHEIM

## Schriesheim / GERMANY



## European Cup 2014 – Schriesheim Tournament Report

- **Venue:** Minigolfpark Schriesheim – Schriesheim (Germany)
- **Participants:**
  - 108 players and coaches/officials (76 men, 32 women, 32 coaches and 9 officials)
  - 11 men teams
  - 9 ladies teams
- **Tournament Director:** EMF Sport Director
- **Jury:**
  - Ermes Franchini (Chairman)
  - Victor Condeco
  - Michael Ritschel
- **Referees:**
  - Wil van Disseldorp (Head)
  - Peter Burri
  - Magnus Lundin
- **First Day of Competition:**
  - Started: 8:00
  - Ended: 17:35
  - No issues
- **Second Day of Competition:**
  - Started: 8:00
  - Ended: 18:05
  - No issues
- **Third Day of Competition:**
  - Started: 8:00
  - Ended: 16:05
  - No issues
- **Admonitions:** as reported in the official results page
- **Official Rankings:**
  - **Ladies Team:**
    - 1<sup>st</sup> 1.MGC Mainz, Germany
    - 2<sup>nd</sup> MGC 90 Brno, Czech Republic
    - 3<sup>rd</sup> 1.MGC Göttingen, Germany
  - **Men Team:**
    - 1<sup>st</sup> Uppsala BGK, Sweden
    - 2<sup>nd</sup> BGS Hardenberg-Pötter, Germany
    - 3<sup>rd</sup> Tantogarden BGK, Sweden
- **Juri decisions during the competition days:**
  - **Day 1:** none
  - **Day 2:** none
  - **Day 3:** none



## European Cup 2014

Updated: 2014-10-04 16:17

Get new pages automatically

Mainz wins the team suddendeath on Lane 1!

Tournament Director - Ermes Franchini (Sport Director EMF)  
Place Director - Michael Ritschel (President MC Schriesheim)

### Referees:

Head Referee - Wil van Disseldorp (NED)  
Referee - Magnus Lundin (SWE)  
Referee - Peter Burri (SUI)

### Members of the jury

- Ermes Franchini (Sport Director EMF)
  - Victor Condeço (President EMF)
- Michael Ritschel (President MC Schriesheim)

### Substitutions:

Team: Manse RG, Out: Eetu Ikola Round: 2 Lane: 8 Stroke 2, In: Tatu Pessa  
Team: Uppsala BGK, Out: Anders Wiklund Round: 4 after Lane: 10, In: Marcus Larsson  
Team: MGC Olomouc, Out: Michal Stančík Round 8 after Lane: 18, In: Jirí Staněk

### Penalty:

Team: Tantogarden BGK, Player: Oskari Vihervaara; Type: A+1 for time, Penalty Point: 1

Find us on [Facebook](#) with pictures and live comments

Thanks to Lars Isberg for updating the Bangolf Version :-)






























































## Result

---

[Women](#) | [Men](#) | [Teams - Men](#) | [Teams - Women](#) | [Penalties](#) | [Straight list](#) | [Lane statistics](#) | [Teams statistics](#) | [Most aces in a row](#)

---

## Women

Rank	Name	Club	Country	R1	R2	R3	R4	R5	R6	R7	R8	R9	Average	Diff	Tot
	1 <b>Stefanie Blendermann</b>	MC Olten (w)	 SUI	24	19	19	20	21	21	19	20	18	20,1	6	181
	2 <b>Anne Bollrich</b>	MGC Mainz	 GER	21	19	20	23	18	20	20	21	20	20,2	5	182
	3 <b>Jasmin Ehm</b>	MGC Göttingen	 GER	21	19	22	19	21	20	20	22	19	20,3	3	183
	4 <b>Nicole Birkelbach</b>	MGC Göttingen	 GER	23	19	21	19	19	21	22	21	19	20,4	4	184
	5 <b>Katerina Tietzová</b>	MGC '90 Brno	 CZE	21	21	18	22	23	20	19	22	18	20,4	5	184
	6 <b>Ema Blažková</b>	MGC '90 Brno	 CZE	21	20	23	21	19	19	22	19	24	20,9	5	188
	7 <b>Melanie Blaser</b>	MC Olten (w)	 SUI	20	20	21	25	20	18	21	20	23	20,9	7	188
	8 <b>Jana Nakládalová</b>	MGC '90 Brno	 CZE	20	21	19	23	20	22	23	22	20	21,1	4	190
	9 <b>Alice Kobisch</b>	MGC Mainz	 GER	21	19	20	23	20	20	23	24	21	21,2	5	191
	10 <b>Simona Handlová</b>	MGC '90 Brno	 CZE	21	22	23	21	21	18	25	22	21	21,6	7	194
	11 <b>Kathrin Neumann</b>	MGC Mainz	 GER	22	21	22	21	20	22	23	23	21	21,7	3	195
	12 <b>Nicole Gundert-Greifendorf</b>	MGC Mainz	 GER	21	23	22	21	24	19	22	23	20	21,7	5	195
	13 <b>Annelie Lundell</b>	BGK Linjen	 SWE	25	23	19	22	23	20	20	23	22	21,9	6	197
	14 <b>Natasja Klarenbeek</b>	MGC Oirschot (w)	 NED	24	21	19	20	21	21	24	22	26	22,0	7	198
	15 <b>Alexandra von dem Knesebeck</b>	MGC Göttingen	 GER	25	23	22	22	23	23	23	21	20	22,4	5	202
	16 <b>Elisabeth Brandt</b>	BGK Linjen	 SWE	24	22	28	20	21	21	25	21	20	22,4	8	202
	17 <b>Carolina Larsson</b>	BGK Linjen	 SWE	26	22	22	23	21	20	26	23	20	22,6	6	203
	18 <b>Ilona De Kok</b>	MGC Oirschot (w)	 NED	23	23	23	21	19	21	24	28	22	22,7	9	204
	19 <b>Wendy van Luijpen</b>	MGC Oirschot (w)	 NED	25	24	22	30	22	21	23	21	24	23,6	9	212
	20 <b>Paulien Jasper-Visser</b>	MGC Göttingen	 GER	23	27	30	25	23	22	25	25	24	24,9	8	224
	21 <b>Flavia Brechbühl</b>	MC Olten (w)	 SUI	27	24	23	28	25	30	24	25	23	25,4	7	229
	22 <b>Camilla Forslund</b>	BGK Linjen	 SWE	28	32	25	33	22	33	33	29	23	28,7	11	258
	23 <b>Sara Marchiani</b>	GSP Cusano	 ITA	21	23	22	21	21	20				21,3	3	128
	24 <b>Anna Bandera</b>	GSP Cusano	 ITA	22	23	25	21	22	21				22,3	4	134
	25 <b>Sandra Schwarz</b>	MGC Bad Vöslau	 AUT	24	24	21	23	22	20				22,3	4	134
	26 <b>Elisabeth Gruber</b>	MGC Bad Vöslau	 AUT	25	21	22	22	20	24				22,3	5	134
	27 <b>Anabela Pereira</b>	CM da Costa Nova	 POR	23	23	21	24	23	22				22,7	3	136
	28 <b>Melanie Schwarz</b>	MGC Bad Vöslau	 AUT	26	23	24	24	20	22				23,2	6	139
	29 <b>Cristina Fernandes</b>	CM da Costa Nova	 POR	27	23	23	24	21	23				23,5	6	141
	30 <b>Antonella Flamini</b>	GSP Cusano	 ITA	24	24	20	27	26	24				24,2	7	145
	31 <b>Petra Riegler</b>	MGC Bad Vöslau	 AUT	24	25	26	20	26	26				24,5	6	147
	32 <b>Manuela Pinheiro</b>	CM da Costa Nova	 POR	24	24	30	25	30	25				26,3	6	158

[Women](#) | 
 [Men](#) | 
 [Teams - Men](#) | 
 [Teams - Women](#) | 
 [Penalties](#) | 
 [Straight list](#) | 
 [Lane statistics](#) | 
 [Teams statistics](#) | 
 [Most aces in a row](#)












## Men

Rank	Name	Club	Country	R1	R2	R3	R4	R5	R6	R7	R8	R9	Average	Diff	Tot
1	<b>Pavel Gerža</b>	MGC Olomouc	CZE	21	18	18	19	20	18	19	19	18	18,9	3	170
2	<b>Gustav Björnberg</b>	Tantogarden BGK	SWE	18	19	20	19	19	19	19	20	19	19,1	2	172
3	<b>Anders Olsson</b>	Uppsala BGK	SWE	22	19	21	19	20	19	18	18	18	19,3	4	174
4	<b>Harald Erlbruch</b>	BGS Hardenberg Pötter	GER	19	19	23	20	18	19	18	19	19	19,3	5	174
5	<b>Andreas Cederholm</b>	Uppsala BGK	SWE	19	20	19	20	19	20	20	19	19	19,4	1	175
6	<b>Kosti Raesola</b>	Tantogarden BGK	SWE	19	20	20	20	18	19	18	20	21	19,4	3	175
7	<b>Alexander Geist</b>	BGS Hardenberg Pötter	GER	20	18	20	20	20	18	20	20	20	19,6	2	176
8	<b>Jirí Stanek</b>	MGC Olomouc	CZE	22	20	18	20	20	18	20	19	19	19,6	4	176
9	<b>Fredrik Persson</b>	Uppsala BGK	SWE	23	21	19	18	20	18	18	21	18	19,6	5	176
10	<b>Carl-Johan Ryner</b>	Uppsala BGK	SWE	19	19	22	19	21	19	19	20	19	19,7	3	177
11	<b>Jan Strandberg</b>	Tantogarden BGK	SWE	20	21	18	20	20	21	19	19	20	19,8	3	178
12	<b>Lars Brown</b>	Uppsala BGK	SWE	21	21	20	19	21	21	19	18	18	19,8	3	178
13	<b>Walter Erlbruch</b>	BGS Hardenberg Pötter	GER	22	19	20	20	21	19	20	19	19	19,9	3	179
14	<b>Omar Maggi</b>	MC Olten (m)	SUI	21	21	21	21	18	19	20	19	21	20,1	3	181
15	<b>Lorenzo Levis</b>	GSP Vergiate	ITA	20	19	20	22	18	21	22	20	19	20,1	4	181
16	<b>Marcus Larsson</b>	Uppsala BGK	SWE	23	19	21	19	19	18	21	21	20	20,1	5	181
17	<b>Günter Inmann</b>	MC Olten (m)	SUI	21	20	20	20	21	21	20	20	19	20,2	2	182
18	<b>Timo Greiffendorf</b>	BGS Hardenberg Pötter	GER	23	21	21	20	20	18	20	20	19	20,2	5	182
19	<b>Marek Smejkal</b>	MGC Olomouc	CZE	19	20	18	22	18	19	23	21	22	20,2	5	182
20	<b>Dan Trulsson</b>	Tantogarden BGK	SWE	19	21	20	19	20	19	22	21	22	20,3	3	183
21	<b>Marco Templin</b>	BGS Hardenberg Pötter	GER	23	20	21	21	19	21	19	19	20	20,3	4	183
22	<b>Michel Rhyn</b>	MC Olten (m)	SUI	22	20	21	20	19	19	23	20	19	20,3	4	183
23	<b>Ivan Macho</b>	MGC Olomouc	CZE	23	21	22	21	19	18	20	20	19	20,3	5	183
24	<b>Michael Koziol</b>	BGS Hardenberg Pötter	GER	21	20	21	19	19	21	21	21	21	20,4	2	184
25	<b>Vitus Spescha</b>	MC Olten (m)	SUI	23	20	20	19	19	21	21	19	22	20,4	4	184
26	<b>Oskari Vihervaara</b>	Tantogarden BGK	SWE	19	21	21	22	21	22	19	19	21	20,6	3	185
27	<b>Marián Straško</b>	MGC Olomouc	CZE	20	21	19	20	21	21	21	21	22	20,7	3	186
28	<b>David Bilek</b>	MGC Olomouc	CZE	19	22	21	19	21	22	22	19	21	20,7	3	186
29	<b>Sergio Baruscotti</b>	MC Olten (m)	SUI	24	20	20	21	20	22	18	23	18	20,7	6	186
30	<b>Massimilano Ciceri</b>	GSP Vergiate	ITA	20	21	20	20	19	22	20	23	24	21,0	5	189
31	<b>Alexander Dahlstedt</b>	Tantogarden BGK	SWE	21	20	19	21	21	23	23	20	22	21,1	4	190
32	<b>Yvan Baruscotti</b>	GSP Vergiate	ITA	20	22	21	20	24	19	22	20	22	21,1	5	190
33	<b>Michal Stancík</b>	MGC Olomouc	CZE	22	24	20	24	21	19	18	23	22	21,4	6	193
34	<b>Uwe Ludwig</b>	BGS Hardenberg Pötter	GER	26	19	20	23	20	25	19	19	22	21,4	7	193
35	<b>Roberto Garbui</b>	GSP Vergiate	ITA	21	22	18	21	22	19	26	20	24	21,4	8	193
36	<b>Rudi Giroidini</b>	GSP Vergiate	ITA	22	20	21	20	21	23	25	21	21	21,6	5	194
37	<b>Riccardo Simonetta</b>	GSP Vergiate	ITA	21	22	19	22	23	23	24	20	20	21,6	5	194
38	<b>Markus Berger</b>	Tantogarden BGK	SWE	22	29	21	21	23	22	20	20	21	22,1	9	199
39	<b>Roger Gerber</b>	MC Olten (m)	SUI	24	22	20	23	24	22	22	21	22	22,2	4	200
40	<b>Marcel Gygax</b>	MC Olten (m)	SUI	27	20	20	25	20	20	27	22	22	22,6	7	203
41	<b>Guido Mattaini</b>	GSP Vergiate	ITA	22	23	26	20	25	23	24	21	24	23,1	6	208
42	<b>Axel Ekman</b>	Manse RG	FIN	21	20	19	19	19	20				19,7	2	118
43	<b>André Campos</b>	CM do Porto	POR	19	18	19	23	19	20				19,7	5	118
44	<b>Csaba Palinkas</b>	WAT 21	AUT	19	20	20	20	21	21				20,2	2	121
45	<b>Luís jr. Silva</b>	CM do Porto	POR	22	21	19	21	20	21				20,7	3	124
45	<b>Adam Fazekas</b>	WAT 21	AUT	22	21	21	20	19	21				20,7	3	124
47	<b>Remon Verveer</b>	MGC Oirschot (m)	NED	21	23	20	20	21	19				20,7	4	124
48	<b>Norbert Wagenhofer</b>	WAT 21	AUT	20	21	21	19	21	23				20,8	4	125
49	<b>Juuso Tasku</b>	Manse RG	FIN	19	20	25	21	20	20				20,8	6	125
50	<b>Aapo Pessi</b>	Manse RG	FIN	22	21	20	22	21	20				21,0	2	126
51	<b>Julian Weibold</b>	WAT 21	AUT	23	19	20	22	21	22				21,2	4	127


		52 <b>André Silva</b>	CM do Porto	 POR	19 19 22	22 24 22	21,3	5	128	
		53 <b>Tatu Pessa</b>	Manse RG	 FIN	22 22 20	23 21 21	21,5	3	129	
		54 <b>Stefan Mehlhose</b>	WAT 21	 AUT	20 22 23	23 20 21	21,5	3	129	
		55 <b>Steven Steiger</b>	MGC Oirschot (m)	 NED	22 24 25	22 21 19	22,2	6	133	
		56 <b>Ladislav Derzsi</b>	Golf Klub Trnava	 SVK	23 18 25	20 25 22	22,2	7	133	
		57 <b>Hans Verkooijen</b>	MGC Oirschot (m)	 NED	21 21 23	27 23 19	22,3	8	134	
		58 <b>Luís Silva</b>	CM do Porto	 POR	22 23 24	25 21 20	22,5	5	135	
		59 <b>Heinz Weber</b>	WAT 21	 AUT	27 20 24	22 22 20	22,5	7	135	
		60 <b>Ján Tolarovic</b>	Golf Klub Trnava	 SVK	26 22 25	25 20 20	23,0	6	138	
		61 <b>Martin van Holland</b>	MGC Oirschot (m)	 NED	28 22 25	20 22 22	23,2	8	139	
		62 <b>René Šimansky</b>	Golf Klub Trnava	 SVK	27 24 23	23 21 22	23,3	6	140	
		62 <b>Jeroen van Holland</b>	MGC Oirschot (m)	 NED	26 24 24	24 20 22	23,3	6	140	
		64 <b>Markku Sillman</b>	Manse RG	 FIN	26 18 23	25 24 25	23,5	8	141	
		65 <b>Eetu Ikola</b>	Manse RG	 FIN	29 25 24	21 21 21	23,5	8	141	
		66 <b>Arto Borg</b>	Manse RG	 FIN	27 23 23	28 22 25	24,7	6	148	
		67 <b>Juraj Palovic</b>	Golf Klub Trnava	 SVK	26 23 28	21 26 24	24,7	7	148	
		68 <b>Domingos Silva</b>	CM do Porto	 POR	25 25 24	22 24 29	24,8	7	149	
		69 <b>Sebastião Campos</b>	CM do Porto	 POR	25 29 19	27 23 27	25,0	10	150	
		70 <b>František Drgon</b>	Golf Klub Trnava	 SVK	23 30 21	23 32 22	25,2	11	151	
		71 <b>Lukáš Barylík</b>	Golf Klub Trnava	 SVK	33 26 23	22 25 23	25,3	11	152	
		72 <b>Ramon Craane</b>	MGC Oirschot (m)	 NED	26 24 26	24 27 27	25,7	3	154	
		73 <b>Slavomír Holický</b>	Golf Klub Trnava	 SVK	25 29 33	29 28 25	28,2	8	169	
		74 <b>Anders Wiklund</b>	Uppsala BGK	 SWE	25 20 19	14 10	21,9	6	78	Did not finish
		75 <b>Ernst Hübner</b>	WAT 21	 AUT			0,0	0	0	
		75 <b>Peter Joost Middag</b>	MGC Oirschot (m)	 NED			0,0	0	0	














































Women | Men | Teams - Men | Teams - Women | Penalties | Straight list | Lane statistics | Teams statistics | Most aces in a row

## TEAMS



Rank	Team	Men									Avg	Total
		R1	R2	R3	R4	R5	R6	R7	R8	R9		
1	 Uppsala BGK	129	120	120	117	120	115	115	117	112	19,7	1065
2	 BGS Hardenberg-Pötter	128	117	126	120	117	116	118	118	118	20,0	1078
3	 Tantogarden BGK	116	122	118	121	119	123	120	119	125	20,1	1083
4	 MGC Olomouc	124	126	118	125	120	117	123	123	121	20,3	1097
5	 MC Olten (m)	138	123	122	128	121	122	133	121	125	21,0	1133
6	 GSP Vergiate	124	126	119	125	127	127	139	124	130	21,1	1141
7	 WAT 21	131	123	129	126	124	128				21,1	761 648
8	 Manse RG	144	128	130	138	127	131				22,2	798 648
9	 CM do Porto	132	135	127	140	131	139				22,3	804 648
10	 MGC Oirschot (m)	144	138	143	137	134	128				22,9	824 648
11	 Golf Klub Trnava	158	143	145	134	149	133				23,9	862 648



1  Uppsala BGK (1 substitute)		R1	R2	R3	R4	R5	R6	R7	R8	R9	Avg	Total
	<b>Anders Wiklund</b>	25	20	19	14 <sup>o</sup> <sub>10</sub>						21,9	78
	<b>Andreas Cederholm</b>	19	20	19	20	19	20	20	19	19	19,4	175
	<b>Anders Olsson</b>	22	19	21	19	20	19	18	18	18	19,3	174
	<b>Fredrik Persson</b>	23	21	19	18	20	18	18	21	18	19,6	176
	<b>Lars Brown</b>	21	21	20	19	21	21	19	18	18	19,8	178
	<b>Carl-Johan Ryner</b>	19	19	22	19	21	19	19	20	19	19,7	177
	<b>Marcus Larsson</b>				8 8 i	19	18	21	21	20	20,1	107
		129	120	120	117	120	115	115	117	112	19,7	1065
2  BGS Hardenberg-Pötter (0 substitutes)		R1	R2	R3	R4	R5	R6	R7	R8	R9	Avg	Total
	<b>Michael Koziol</b>	21	20	21	19	19	21	21	21	21	20,4	184
	<b>Alexander Geist</b>	20	18	20	20	20	18	20	20	20	19,6	176
	<b>Timo Greiffendorf</b>	23	21	21	20	20	18	20	20	19	20,2	182
	<b>Walter Erlbruch</b>	22	19	20	20	21	19	20	19	19	19,9	179
	<b>Marco Templin</b>	23	20	21	21	19	21	19	19	20	20,3	183
	<b>Harald Erlbruch</b>	19	19	23	20	18	19	18	19	19	19,3	174
	<b>Uwe Ludwig</b>											
		128	117	126	120	117	116	118	118	118	20,0	1078
3  Tantogarden BGK (0 substitutes)		R1	R2	R3	R4	R5	R6	R7	R8	R9	Avg	Total
	<b>Kosti Raesola</b>	19	20	20	20	18	19	18	20	21	19,4	175
	<b>Jan Strandberg</b>	20	21	18	20	20	21	19	19	20	19,8	178
	<b>Alexander Dahlstedt</b>	21	20	19	21	21	23	23	20	22	21,1	190
	<b>Gustav Björnberg</b>	18	19	20	19	19	19	19	20	19	19,1	172
	<b>Oskari Vihervaara</b>	19	20	21	22	21	22	19	19	21	20,6	184
	<b>Dan Trulsson</b>	19	21	20	19	20	19	22	21	22	20,3	183
	<b>Markus Berger</b>											
		116	122	118	121	119	123	120	119	125	20,1	1083
4  MGC Olomouc (1 substitute)		R1	R2	R3	R4	R5	R6	R7	R8	R9	Avg	Total
	<b>Ivan Macho</b>	23	21	22	21	19	18	20	20	19	20,3	183
	<b>David Bilek</b>	19	22	21	19	21	22	22	19	21	20,7	186
	<b>Michal Stancík</b>	22	24	20	24	21	19	18	23 <sup>o</sup>		21,4	171
	<b>Marek Smejkal</b>	19	20	18	22	18	19	23	21	22	20,2	182
	<b>Pavel Gerža</b>	21	18	18	19	20	18	19	19	18	18,9	170
	<b>Marián Straško</b>	20	21	19	20	21	21	21	21	22	20,7	186
	<b>Jirí Stanek</b>									i	19	19,6
		124	126	118	125	120	117	123	123	121	20,3	1097
5  MC Olten (m) (0 substitutes)		R1	R2	R3	R4	R5	R6	R7	R8	R9	Avg	Total
	<b>Günter Inmann</b>	21	20	20	20	21	21	20	20	19	20,2	182
	<b>Omar Maggi</b>	21	21	21	21	18	19	20	19	21	20,1	181
	<b>Roger Gerber</b>	24	22	20	23	24	22	22	21	22	22,2	200
	<b>Marcel Gygax</b>	27	20	20	25	20	20	27	22	22	22,6	203
	<b>Vitus Spescha</b>	23	20	20	19	19	21	21	19	22	20,4	184
	<b>Michel Rhyn</b>	22	20	21	20	19	19	23	20	19	20,3	183
	<b>Sergio Baruscotti</b>											
		138	123	122	128	121	122	133	121	125	21,0	1133

	6	 GSP Vergiate (0 substitutes)	R1	R2	R3	R4	R5	R6	R7	R8	R9	Avg	Total
		<b>Roberto Garbui</b>	21	22	18	21	22	19	26	20	24	21,4	193
		<b>Massimilano Ciceri</b>	20	21	20	20	19	22	20	23	24	21,0	189
		<b>Riccardo Simonetta</b>	21	22	19	22	23	23	24	20	20	21,6	194
		<b>Rudi Giroladini</b>	22	20	21	20	21	23	25	21	21	21,6	194
		<b>Yvan Baruscotti</b>	20	22	21	20	24	19	22	20	22	21,1	190
		<b>Lorenzo Levis</b>	20	19	20	22	18	21	22	20	19	20,1	181
		<b>Guido Mattaini</b>	124	126	119	125	127	127	139	124	130	21,1	1141
	7	 WAT 21 (0 substitutes)	R1	R2	R3	R4	R5	R6	R7	R8	R9	Avg	Total
		<b>Stefan Mehlhose</b>	20	22	23	23	20	21				21,5	129
		<b>Julian Weibold</b>	23	19	20	22	21	22				21,2	127
		<b>Adam Fazekas</b>	22	21	21	20	19	21				20,7	124
		<b>Csaba Palinkas</b>	19	20	20	20	21	21				20,2	121
		<b>Norbert Wagenhofer</b>	20	21	21	19	21	23				20,8	125
		<b>Heinz Weber</b>	27	20	24	22	22	20				22,5	135
		<b>Ernst Hübner</b>	131	123	129	126	124	128				21,1	761
	8	 Manse RG (1 substitute)	R1	R2	R3	R4	R5	R6	R7	R8	R9	Avg	Total
		<b>Aapo Pessi</b>	22	21	20	22	21	20				21,0	126
		<b>Eetu Ikola</b>	29	11 <sup>8</sup> o								23,5	40
		<b>Markku Sillman</b>	26	18	23	25	24	25				23,5	141
		<b>Arto Borg</b>	27	23	23	28	22	25				24,7	148
		<b>Axel Ekman</b>	21	20	19	19	19	20				19,7	118
		<b>Juuso Tasku</b>	19	20	25	21	20	20				20,8	125
		<b>Tatu Pessa</b>		15 <sup>11</sup> i	20	23	21	21				21,5	100
	9	 CM do Porto (0 substitutes)	R1	R2	R3	R4	R5	R6	R7	R8	R9	Avg	Total
		<b>Sebastião Campos</b>	25	29	19	27	23	27				25,0	150
		<b>Luís Silva</b>	22	23	24	25	21	20				22,5	135
		<b>Domingos Silva</b>	25	25	24	22	24	29				24,8	149
		<b>Luís jr. Silva</b>	22	21	19	21	20	21				20,7	124
		<b>André Campos</b>	19	18	19	23	19	20				19,7	118
		<b>André Silva</b>	19	19	22	22	24	22				21,3	128
	10	 MGC Oirschot (m) (0 substitutes)	R1	R2	R3	R4	R5	R6	R7	R8	R9	Avg	Total
		<b>Remon Verveer</b>	21	23	20	20	21	19				20,7	124
		<b>Martin van Holland</b>	28	22	25	20	22	22				23,2	139
		<b>Ramon Craane</b>	26	24	26	24	27	27				25,7	154
		<b>Jeroen van Holland</b>	26	24	24	24	20	22				23,3	140
		<b>Steven Steiger</b>	22	24	25	22	21	19				22,2	133
		<b>Hans Verkooijen</b>	21	21	23	27	23	19				22,3	134
		<b>Peter Joost Middag</b>	144	138	143	137	134	128				22,9	824
11	 Golf Klub Trnava (0 substitutes)	R1	R2	R3	R4	R5	R6	R7	R8	R9	Avg	Total	




















































	<b>František Drgon</b>	23	30	21	23	32	22					25,2	151
	<b>Juraj Palovic</b>	26	23	28	21	26	24					24,7	148
	<b>Lukáš Barylík</b>	33	26	23	22	25	23					25,3	152
	<b>René Šimansky</b>	27	24	23	23	21	22					23,3	140
	<b>Ján Tolarovic</b>	26	22	25	25	20	20					23,0	138
	<b>Ladislav Derzsi</b>	23	18	25	20	25	22					22,2	133
	<b>Slavomír Holický</b>												
		158	143	145	134	149	133					23,9	862

[Women](#) | [Men](#) | [Teams - Men](#) | [Teams - Women](#) | [Penalties](#) | [Straight list](#) | [Lane statistics](#) | [Teams statistics](#) | [Most aces in a row](#)

## TEAMS

## Women

Rank	Team	R1	R2	R3	R4	R5	R6	R7	R8	R9	Avg	Total
1	 <b>MGC Mainz</b>	63	61	62	67	62	59	65	68	61	21,0	568
2	 <b>MGC '90 Brno</b>	62	64	60	66	64	60	67	66	59	21,0	568
3	 <b>MGC Göttingen</b>	69	61	65	60	63	64	65	64	58	21,1	569
4	 <b>MC Olten (w)</b>	71	63	63	73	66	69	64	65	64	22,1	598
5	 <b>BGK Linjen</b>	75	67	69	65	65	61	71	67	62	22,3	602
6	 <b>MGC Oirschot (w)</b>	72	68	64	71	62	63	71	71	72	22,7	614
7	 <b>GSP Cusano</b>	67	70	67	69	69	65				22,6	407 324
8	 <b>MGC Bad Vöslau</b>	75	68	67	69	62	66				22,6	407 324
9	 <b>CM da Costa Nova</b>	74	70	74	73	74	70				24,2	435 324

   	<b>1</b>  <b>MGC Mainz (0 substitutes)</b>	R1	R2	R3	R4	R5	R6	R7	R8	R9	Avg	Total
	<b>Anne Bollrich</b>	21	19	20	23	18	20	20	21	20	20,2	182
	<b>Nicole Gundert-Greifendorf</b>	21	23	22	21	24	19	22	23	20	21,7	195
	<b>Alice Kobisch</b>	21	19	20	23	20	20	23	24	21	21,2	191
	<b>Kathrin Neumann</b>	63	61	62	67	62	59	65	68	61	21,0	568
   	<b>2</b>  <b>MGC '90 Brno (0 substitutes)</b>	R1	R2	R3	R4	R5	R6	R7	R8	R9	Avg	Total
	<b>Simona Handlová</b>	21	22	23	21	21	18	25	22	21	21,6	194
	<b>Katerina Tietzová</b>	21	21	18	22	23	20	19	22	18	20,4	184
	<b>Jana Nakládalová</b>	20	21	19	23	20	22	23	22	20	21,1	190
	<b>Ema Blažková</b>	62	64	60	66	64	60	67	66	59	21,0	568
   	<b>3</b>  <b>MGC Göttingen (0 substitutes)</b>	R1	R2	R3	R4	R5	R6	R7	R8	R9	Avg	Total
	<b>Jasmin Ehm</b>	21	19	22	19	21	20	20	22	19	20,3	183
	<b>Alexandra von dem Knesebeck</b>	25	23	22	22	23	23	23	21	20	22,4	202
	<b>Nicole Birkelbach</b>	23	19	21	19	19	21	22	21	19	20,4	184
	<b>Paulien Jasper-Visser</b>	69	61	65	60	63	64	65	64	58	21,1	569
  	<b>4</b>  <b>MC Olten (w) (0 substitutes)</b>	R1	R2	R3	R4	R5	R6	R7	R8	R9	Avg	Total
	<b>Stefanie Blendermann</b>	24	19	19	20	21	21	19	20	18	20,1	181
	<b>Flavia Brechbühl</b>	27	24	23	28	25	30	24	25	23	25,4	229
	<b>Melanie Blaser</b>	20	20	21	25	20	18	21	20	23	20,9	188
	<b>Melanie Blaser</b>	71	63	63	73	66	69	64	65	64	22,1	598
   	<b>5</b>  <b>BGK Linjen (0 substitutes)</b>	R1	R2	R3	R4	R5	R6	R7	R8	R9	Avg	Total
	<b>Elisabeth Brandt</b>	24	22	28	20	21	21	25	21	20	22,4	202
	<b>Carolina Larsson</b>	26	22	22	23	21	20	26	23	20	22,6	203
	<b>Annelie Lundell</b>	25	23	19	22	23	20	20	23	22	21,9	197
	<b>Camilla Forslund</b>	75	67	69	65	65	61	71	67	62	22,3	602
  	<b>6</b>  <b>MGC Oirschot (w) (0 substitutes)</b>	R1	R2	R3	R4	R5	R6	R7	R8	R9	Avg	Total
	<b>Ilona De Kok</b>	23	23	23	21	19	21	24	28	22	22,7	204
	<b>Wendy van Luijpen</b>	25	24	22	30	22	21	23	21	24	23,6	212
	<b>Natasja Klarenbeek</b>	24	21	19	20	21	21	24	22	26	22,0	198
	<b>Natasja Klarenbeek</b>	72	68	64	71	62	63	71	71	72	22,7	614
  	<b>7</b>  <b>GSP Cusano (0 substitutes)</b>	R1	R2	R3	R4	R5	R6	R7	R8	R9	Avg	Total
	<b>Antonella Flamini</b>	24	24	20	27	26	24				24,2	145
	<b>Sara Marchiani</b>	21	23	22	21	21	20				21,3	128
	<b>Anna Bandera</b>	22	23	25	21	22	21				22,3	134
	<b>Anna Bandera</b>	67	70	67	69	69	65				22,6	407
   	<b>8</b>  <b>MGC Bad Vöslau (0 substitutes)</b>	R1	R2	R3	R4	R5	R6	R7	R8	R9	Avg	Total
	<b>Melanie Schwarz</b>	26	23	24	24	20	22				23,2	139
	<b>Elisabeth Gruber</b>	25	21	22	22	20	24				22,3	134
	<b>Sandra Schwarz</b>	24	24	21	23	22	20				22,3	134
	<b>Petra Riegler</b>	75	68	67	69	62	66				22,6	407
 	<b>9</b>  <b>CM da Costa Nova (0 substitutes)</b>	R1	R2	R3	R4	R5	R6	R7	R8	R9	Avg	Total
	<b>Cristina Fernandes</b>	27	23	23	24	21	23				23,5	141
	<b>Manuela Pinheiro</b>	24	24	30	25	30	25				26,3	158

**Anabela Pereira**

23	23	21	24	23	22	22,7	136
74	70	74	73	74	70	24,2	435

---

[Women](#) | [Men](#) | [Teams - Men](#) | [Teams - Women](#) | [Penalties](#) | [Straight list](#) | [Lane statistics](#) | [Teams statistics](#) | [Most aces in a row](#)

---

This tournament is administrated by [Bangolf Arena](#) version 2.0.3  
2014-10-04