



SENIORS NATIONS CUP

11th – 12th June 2011



Künzell / Germany

WMF GOLD SPONSORS



RESULTS

SENIORS NATIONS CUP

11TH – 12TH June 2011

PROMOTOR	European Minigolfsport Federation (EMF)
ORGANIZER	Deutscher Minigolfsport Verband
TOURNAMENT DIRECTOR	Marcus Wüthrich
PARTICIPANTS	Austria 1 Austria 2 Belgium 1 Belgium 2 Czech Republic 1 Czech Republic 2 Finland Germany 1 Germany 2 Germany 3 Italy Switzerland 1 Switzerland 2 3 ind. player Denmark
JURY	Marcus Wüthrich (SUI) Harry Grönlund (FIN) Osvaldo Pirovano (ITA)
REFEREES	Willhelmus van Disseldorp (NED) – Head referee Pawel Larus (POL) Peter Helm (AUT)
Penalties	Herbert Bäk (AUT 2) – 1 st admonition – rules – R3 – L11 Jan Lyö (DEN) – 1 st admonition – rules – R3 – L13 Regine Payen (BEL 2) – 1 st admonition – rules – R5 – L13 Markus Janssen (GER 2) – 1 st admonition – loudness – R7 – L15 Peter Draxler (AUT 2) – 1 st admonition – behaviour – R8 – L7 Karl-Heinz Gerwert (GER 2) – 1 st admonition – time – R9 – L14 Andr Zdenek (CZE 1) – 1 st admonition – time – R9 – L9 various spoken notes to various players
Interruptions of competition	2 Interruptions due to rain: 2 hours Saturday
Remarks	By jury decision, starting time on Saturday 09:00 Saturday 5 round had been played due to weather conditions By jury decision, semi-finals started with shotgun start Team Finland decided not to participate at R9 and R10

Final Standings

- | | | |
|---|---|--|
| 1 |  | Germany 2 |
| 2 |  | Germany 1 |
| 3 |  | Austria 2 |
| 4 |  | Austria 1 |
| 5 |  | Italy |
| 6 |  | Czech Republic 1 |
| 7 |  | Germany 3 |
| 8 |  | Czech Republic 2 |
| 9 | | Belgium 1, Belgium 2, Finland,
Switzerland 1, Switzerland 2 |

----- EUROPEAN MINIGOLFSPOET FEDERATION -----


Group A												
Rank	Team	R1	R2	R3	R4	R5	R6	R7	R8	Total	Average	Points
1	Austria 1	125	98	111	95	107	95	113	92	836	26,1	77
2	Germany 1	107	98	111	94	109	102	107	104	832	26,0	74
3	Germany 3	118	102	116	98	114	96	110	90	844	26,4	70
4	Czech Republic 2	118	112	122	105	122	96	113	99	887	27,7	47
5	Switzerland 2	125	117	112	113	117	104	120	101	909	28,4	31
6	Finland	129	120	123	101	125	107	113	99	917	28,7	27
7	Belgium 1	133	106	138	112	130	117	130	102	968	30,3	10


1	Austria 1	R1	R2	R3	R4	R5	R6	R7	R8	Total	Average
	Franz Berger	33	24	28	29	24	24	29	25	216	27,0
	Erwin Frivert	33	26	28	21	24	28	31	20	211	26,4
	Regine Heschl	32	25	28	25	32	21	29	24	216	27,0
	Reinhard Schuster	27	23	27	20	27	22	24	23	193	24,1
		125	98	111	95	107	95	113	92	836	26,1
	Points	5	11	11	10	12	12	6	10	77	


2	Germany 1	R1	R2	R3	R4	R5	R6	R7	R8	Total	Average
	Hans-Rolf Wageck	28	22	32	23	31	27	27	25	215	26,9
	Gabi Rahmlow	26	26	24	25	23	22	26	22	194	24,3
	Bernhard Kreutter	29	24	27	26	28	28	26	27	215	26,9
	Dirk Czerwek	24	26	28	20	27	25	28	30	208	26,0
		107	98	111	94	109	102	107	104	832	26,0
	Points	12	11	11	12	10	6	12	0	74	


3	Germany 3	R1	R2	R3	R4	R5	R6	R7	R8	Total	Average
	Ute Rothermel	33	27	32	23	32	19	28	24	218	27,3
	Frauke Eilts	29	26	32	26	31	28	27	25	224	28,0
	Günter Schwarz	31	26	28	25	28	25	27	19	209	26,1
	Johann Pscherer	25	23	24	24	23	24	28	22	193	24,1
		118	102	116	98	114	96	110	90	844	26,4
	Points	9	8	6	8	8	9	10	12	70	

----- EUROPEAN MINIGOLFSPORT FEDERATION -----

4	 Czech Republic 2	R1	R2	R3	R4	R5	R6	R7	R8	Total	Average
	Jana Necekalova	32	32	32	26	35	23	29	26	235	29,4
	Milan Vymazal	27	28	35	27	29	26	26	24	222	27,8
	Libor Vancura	31	27	26	25	31	26	26	23	215	26,9
	Petr Vlcek	28	25	29	27	27	21	32	26	215	26,9
		118	112	122	105	122	96	113	99	887	27,7
	Points	9	4	4	4	4	9	6	7	47	

5	 Switzerland 2	R1	R2	R3	R4	R5	R6	R7	R8	Total	Average
	René Schächli	29	29	27	26	28	23	30	24	216	27,0
	Susy Schächli	35	28	30	28	33	31	33	28	246	30,8
	Eduard Schibli	27	34	26	32	26	25	29	24	223	27,9
	Martin Eicher	34	26	29	27	30	25	28	25	224	28,0
		125	117	112	113	117	104	120	101	909	28,4
	Points	5	2	8	0	6	4	2	4	31	

6	 Finland	R1	R2	R3	R4	R5	R6	R7	R8	Total	Average
	Markku Sillman	32	34	28	29	29	24	29	24	229	28,6
	Seija Björk	31	26	28	21	36	29	32	24	227	28,4
	Timo Kammonen	37	30	36	24	30	27	27	25	236	29,5
	Arto Borg	29	30	31	27	30	27	25	26	225	28,1
		129	120	123	101	125	107	113	99	917	28,7
	Points	2	0	2	6	2	2	6	7	27	

7	 Belgium 1	R1	R2	R3	R4	R5	R6	R7	R8	Total	Average
	Raymond Leemans	34	24	30	33	31	24	36	25	237	29,6
	Pascal De Rouck	36	28	43	28	36	36	36	25	268	33,5
	Erwin Hansen	29	29	32	29	30	29	29	25	232	29,0
	Greta Janssens	34	25	33	22	33	28	29	27	231	28,9
		133	106	138	112	130	117	130	102	968	30,3
	Points	0	6	0	2	0	0	0	2	10	

----- EUROPEAN MINIGOLFSPOET FEDERATION -----

Group B												
Rank	Team	R1	R2	R3	R4	R5	R6	R7	R8	Total	Average	Points
1	Austria 2	111	100	117	97	108	95	113	94	835	26,1	64
2	Germany 2	116	93	111	96	114	96	113	92	831	26,0	63
3	Italy	114	103	117	106	112	101	109	101	863	27,0	46
4	Czech Republic 1	123	121	115	100	113	99	116	101	888	27,8	37
5	Switzerland 1	121	114	116	115	109	116	117	102	910	28,4	28
6	Belgium 2	137	145	136	132	131	114	122	116	1033	32,3	2

1	Austria 2	R1	R2	R3	R4	R5	R6	R7	R8	Total	Average
	Franz Reich	27	27	30	23	28	22	28	23	208	26,0
	Johanna Knotzer	30	30	31	27	28	28	24	23	221	27,6
	Peter Draxler	25	20	30	24	26	24	34	26	209	26,1
	Herbert Bäk	29	23	26	23	26	21	27	22	197	24,6

	111	100	117	97	108	95	113	94	835	26,1
Points	10	8	3	8	10	10	7	8	64	


2	Germany 2	R1	R2	R3	R4	R5	R6	R7	R8	Total	Average
	Andrea Reinicke	28	23	29	22	29	28	30	22	211	26,4
	Markus Janßen	27	22	29	26	32	26	28	23	213	26,6
	Karl-Heinz Gerwert	31	25	28	25	27	21	28	25	210	26,3
	Udo Rathje	30	23	25	23	26	21	27	22	197	24,6


	116	93	111	96	114	96	113	92	831	26,0
Points	6	10	10	10	2	8	7	10	63	


3	Italy	R1	R2	R3	R4	R5	R6	R7	R8	Total	Average
	Antonella Flamini	32	27	32	28	26	28	26	29	228	28,5
	Vittorio Bandera	27	29	26	26	33	24	29	27	221	27,6
	Dieter Kaufmann	27	24	33	27	28	25	29	24	217	27,1
	Francesco Leuci	28	23	26	25	25	24	25	21	197	24,6

	114	103	117	106	112	101	109	101	863	27,0
Points	8	6	3	4	6	4	10	5	46	

----- EUROPEAN MINIGOLFSPORT FEDERATION -----

4  Czech Republic 1	R1	R2	R3	R4	R5	R6	R7	R8	Total	Average
Dagmar Hirschmannova	34	26	30	24	27	23	30	24	218	27,3
Lumir Benda	30	33	28	26	30	23	30	25	225	28,1
Zdenek Andr	27	28	30	27	26	26	29	24	217	27,1
Jaroslav Rehak	32	34	27	23	30	27	27	28	228	28,5
	123	121	115	100	113	99	116	101	888	27,8
Points	2	2	8	6	4	6	4	5	37	

5  Switzerland 1	R1	R2	R3	R4	R5	R6	R7	R8	Total	Average
Andreas Holliger	28	28	28	35	29	30	27	26	231	28,9
Lucia Schibli	33	31	31	29	27	39	32	27	249	31,1
Marcel Grunder	28	24	28	28	28	22	30	24	212	26,5
Paul Vögeli	32	31	29	23	25	25	28	25	218	27,3
	121	114	116	115	109	116	117	102	910	28,4
Points	4	4	6	2	8	0	2	2	28	

6  Belgium 2	R1	R2	R3	R4	R5	R6	R7	R8	Total	Average
Christiane Ottaviani	35	44	36	35	33	29	28	25	265	33,1
Regine Payen	34	32	33	36	29	28	31	39	262	32,8
Lino Ottaviani	37	43	35	32	40	31	36	27	281	35,1
Jaques Libert	31	26	32	29	29	26	27	25	225	28,1
	137	145	136	132	131	114	122	116	1033	32,3
Points	0	0	0	0	0	2	0	0	2	

----- EUROPEAN MINIGOLFSPORT FEDERATION -----

Semifinal:1				
Rank	Team	R9	R10	Total
1	Germany 2	109	93	202
2	Austria 1	112	93	205

1	Germany 2	R9	R10	Total
	Andrea Reinicke	31	28	59
	Markus Janßen	22	23	45
	Karl-Heinz Gerwert	29	20	49
	Udo Rathje	27	22	49

109 93 202

2	Austria 1	R9	R10	Total
	Franz Berger	31	18	49
	Erwin Frivert	29	25	54
	Regine Heschl	23	27	50
	Reinhard Schuster	29	23	52

112 93 205

Semifinal:2				
Rank	Team	R9	R10	Total
1	Germany 1	105	91	196
2	Austria 2	104	99	203

1	Germany 1	R9	R10	Total
	Hans-Rolf Wageck	27	21	48
	Gabi Rahmlow	27	23	50
	Bernhard Kreutter	26	24	50
	Dirk Czerwek	25	23	48

Points 0 2 2

2	Austria 2	R9	R10	Total
	Franz Reich	23	22	45
	Johanna Knotzer	25	26	51
	Peter Draxler	27	26	53
	Herbert Bäk	29	25	54

104 99 203

----- EUROPEAN MINIGOLFSPORT FEDERATION -----

Final				
Rank	Team	R11	R12	Total
1	Germany 2	107	94	201
2	Germany 1	105	101	206

1	Germany 2	R11	R12	Total
	Andrea Reinicke	29	26	55
	Markus Janßen	24	24	48
	Karl-Heinz Gerwert	27	24	51
	Udo Rathje	27	20	47

107 94 201

2	Germany 1	R11	R12	Total
	Hans-Rolf Wageck	29	27	56
	Gabi Rahmlow	23	24	47
	Bernhard Kreutter	25	26	51
	Dirk Czerwek	28	24	52

105 101 206



Rank3				
Rank	Team	R11	R12	Total
3	Austria 2	104	94	198
4	Austria 1	114	94	208


3	Austria 2	R11	R12	Total
	Franz Reich	26	23	49
	Johanna Knotzer	27	25	52
	Peter Draxler	24	21	45
	Herbert Bäk	27	25	52

104 94 198


4	Austria 1	R11	R12	Total
	Franz Berger	27	22	49
	Erwin Frivert	30	25	55
	Regine Heschl	27	22	49
	Reinhard Schuster	30	25	55

114 94 208



Rank 5-8:1				
Rank	Team	R9	R10	Total
1	 Czech Republic 1	117	92	209
2	 Germany 3	109	105	214


1	 Czech Republic 1	R9	R10	Total
	Dagmar Hirschmannova	32	21	53
	Lumir Benda	30	24	54
	Zdenek Andr	28	24	52
	Jaroslav Rehak	27	23	50

117 92 209


2	 Germany 3	R9	R10	Total
	Ute Rothermel	31	24	55
	Frauke Eilts	25	29	54
	Günter Schwarz	27	27	54
	Johann Pscherer	26	25	51

109 105 214

Rank 5-8:2				
Rank	Team	R9	R10	Total
1	 Italy	115	101	216
2	 Czech Republic 2	125	102	227

1	 Italy	R9	R10	Total
	Antonella Flamini	33	28	61
	Vittorio Bandera	29	27	56
	Dieter Kaufmann	28	25	53
	Francesco Leuci	25	21	46

115 101 216

2	 Czech Republic 2	R9	R10	Total
	Jana Necekalova	33	27	60
	Milan Vymazal	30	23	53
	Libor Vancura	27	26	53
	Petr Vlcek	35	26	61

125 102 227

Rank5				
Rank	Team	R11	R12	Total
5	Italy	105	91	196
6	Czech Republic 1	116	90	206

5	Italy	R11	R12	Total
	Antonella Flamini	26	25	51
	Vittorio Bandera	27	23	50
	Dieter Kaufmann	25	22	47
	Francesco Leuci	27	21	48
		105	91	196



6	Czech Republic 1	R11	R12	Total
	Dagmar Hirschmannova	32	21	53
	Lumir Benda	28	23	51
	Zdenek Andr	29	23	52
	Jaroslav Rehak	27	23	50
		116	90	206


Rank7				
Rank	Team	R11	R12	Total
7	Germany 3	111	95	206
8	Czech Republic 2	122	100	222

7	Germany 3	R11	R12	Total
	Ute Rothermel	25	25	50
	Frauke Eilts	29	25	54
	Günter Schwarz	31	19	50
	Johann Pscherer	26	26	52
		111	95	206


8	Czech Republic 2	R11	R12	Total
	Jana Necekalova	35	27	62
	Milan Vymazal	33	28	61
	Libor Vancura	26	25	51
	Petr Vlcek	28	20	48
		122	100	222

----- EUROPEAN MINIGOLFSPORT FEDERATION -----



Outside competition				
Rank	Team	R9	R10	Total
1	 Switzerland 2	116	117	233
2	 Belgium 2	132	103	235


1	 Switzerland 2	R9	R10	Total
	René Schäppi	28	28	56
	Susy Schäppi	30	30	60
	Eduard Schibli	28	31	59
	Martin Eicher	30	28	58

116 117 233


2	 Belgium 2	R9	R10	Total
	Christiane Ottaviani	33	30	63
	Regine Payen	34	27	61
	Lino Ottaviani	36	22	58
	Jaques Libert	29	24	53

132 103 235

Outside competition				
Rank	Team	R9	R10	Total
1	 Belgium 1	118	101	219
2	 Switzerland 1	124	106	230

1	 Belgium 1	R9	R10	Total
	Raymond Leemans	29	26	55
	Pascal De Rouck	36	28	64
	Erwin Hansen	24	21	45
	Greta Janssens	29	26	55

118 101 219

2	 Switzerland 1	R9	R10	Total
	Andreas Holliger	34	27	61
	Lucia Schibli	32	30	62
	Marcel Grunder	32	24	56
	Paul Vögeli	26	25	51

124 106 230

----- EUROPEAN MINIGOLFSPORT FEDERATION -----

Straight list

Rank	Name	Team	Country	R1	R2	R3	R4	R5	R6	R7	R8	R9	R10	R11	R12	Tot	Avg	Diff
1	Gabi Rahmlow	Germany 1	GER	26	26	24	25	23	22	26	22	27	23	23	24	291	48,5	5
2	Francesco Leuci	Italy	ITA	28	23	26	25	25	24	25	21	25	21	27	21	291	48,5	7
3	Udo Rathje	Germany 2	GER	30	23	25	23	26	21	27	22	27	22	27	20	293	48,8	10
4	Johann Pscherer	Germany 3	GER	25	23	24	24	23	24	28	22	26	25	26	26	296	49,3	6
5	Reinhard Schuster	Austria 1	AUT	27	23	27	20	27	22	24	23	29	23	30	25	300	50,0	10
6	Franz Reich	Austria 2	AUT	27	27	30	23	28	22	28	23	23	22	26	23	302	50,3	8
7	Herbert Bäk	Austria 2	AUT	29	23	26	23	26	21	27	22	29	25	27	25	303	50,5	8
8	Markus Janßen	Germany 2	GER	27	22	29	26	32	26	28	23	22	23	24	24	306	51,0	10
9	Peter Draxler	Austria 2	AUT	25	20	30	24	26	24	34	26	27	26	24	21	307	51,2	14
10	Dirk Czerwek	Germany 1	GER	24	26	28	20	27	25	28	30	25	23	28	24	308	51,3	10
11	Karl-Heinz Gerwert	Germany 2	GER	31	25	28	25	27	21	28	25	29	20	27	24	310	51,7	11
12	Günter Schwarz	Germany 3	GER	31	26	28	25	28	25	27	19	27	27	31	19	313	52,2	12
13	Franz Berger	Austria 1	AUT	33	24	28	29	24	24	29	25	31	18	27	22	314	52,3	15
14	Regine Heschl	Austria 1	AUT	32	25	28	25	32	21	29	24	23	27	27	22	315	52,5	11
15	Bernhard Kreutter	Germany 1	GER	29	24	27	26	28	28	26	27	26	24	25	26	316	52,7	5
16	Dieter Kaufmann	Italy	ITA	27	24	33	27	28	25	29	24	28	25	25	22	317	52,8	11
17	Libor Vancura	Czech Republic 2	CZE	31	27	26	25	31	26	26	23	27	26	26	25	319	53,2	8
18	Hans-Rolf Wageck	Germany 1	GER	28	22	32	23	31	27	27	25	27	21	29	27	319	53,2	11
19	Erwin Frivert	Austria 1	AUT	33	26	28	21	24	28	31	20	29	25	30	25	320	53,3	13
20	Zdenek Andr	Czech Republic 1	CZE	27	28	30	27	26	26	29	24	28	24	29	23	321	53,5	7
21	Marcel Grunder	Switzerland 1	SUI	28	24	28	28	28	22	30	24	32	24			268	53,6	10
22	Paul Vögeli	Switzerland 1	SUI	32	31	29	23	25	25	28	25	26	25			269	53,8	9
23	Ute Rothermel	Germany 3	GER	33	27	32	23	32	19	28	24	31	24	25	25	323	53,8	14
24	Johanna Knotzer	Austria 2	AUT	30	30	31	27	28	28	24	23	25	26	27	25	324	54,0	8
25	Dagmar Hirschmannova	Czech Republic 1	CZE	34	26	30	24	27	23	30	24	32	21	32	21	324	54,0	13
26	Petr Vlcek	Czech Republic 2	CZE	28	25	29	27	27	21	32	26	35	26	28	20	324	54,0	15
27	Andrea Reinicke	Germany 2	GER	28	23	29	22	29	28	30	22	31	28	29	26	325	54,2	9
28	René Schäppi	Switzerland 2	SUI	29	29	27	26	28	23	30	24	28	28			272	54,4	7
29	Vittorio Bandera	Italy	ITA	27	29	26	26	33	24	29	27	29	27	27	23	327	54,5	10
30	Jaroslav Rehak	Czech Republic 1	CZE	32	34	27	23	30	27	27	28	27	23	27	23	328	54,7	11
31	Lumir Benda	Czech Republic 1	CZE	30	33	28	26	30	23	30	25	30	24	28	23	330	55,0	10
32	Frauke Eilts	Germany 3	GER	29	26	32	26	31	28	27	25	25	29	29	25	332	55,3	7
33	Erwin Hansen	Belgium 1	BEL	29	29	32	29	30	29	29	25	24	21			277	55,4	11
34	Jaques Libert	Belgium 2	BEL	31	26	32	29	29	26	27	25	29	24			278	55,6	8

----- EUROPEAN MINIGOLFSPORT FEDERATION -----

35	Milan Vymazal	Czech Republic 2	CZE	27	28	35	27	29	26	26	24	30	23	33	28	336	56,0	12
36	Arto Borg	Finland	FIN	29	30	31	27	30	27	25	26					225	56,3	6
37	Martin Eicher	Switzerland 2	SUI	34	26	29	27	30	25	28	25	30	28			282	56,4	9
38	Eduard Schibli	Switzerland 2	SUI	27	34	26	32	26	25	29	24	28	31			282	56,4	10
39	Antonella Flamini	Italy	ITA	32	27	32	28	26	28	26	29	33	28	26	25	340	56,7	8
40	Seija Björk	Finland	FIN	31	26	28	21	36	29	32	24					227	56,8	15
41	Greta Janssens	Belgium 1	BEL	34	25	33	22	33	28	29	27	29	26			286	57,2	12
42	Markku Sillman	Finland	FIN	32	34	28	29	29	24	29	24					229	57,3	10
43	Andreas Holliger	Switzerland 1	SUI	28	28	28	35	29	30	27	26	34	27			292	58,4	9
44	Raymond Leemans	Belgium 1	BEL	34	24	30	33	31	24	36	25	29	26			292	58,4	12
45	Timo Kammonen	Finland	FIN	37	30	36	24	30	27	27	25					236	59,0	13
46	Jana Necekalova	Czech Republic 2	CZE	32	32	32	26	35	23	29	26	33	27	35	27	357	59,5	12
47	Susy Schächli	Switzerland 2	SUI	35	28	30	28	33	31	33	28	30	30			306	61,2	7
48	Lucia Schibli	Switzerland 1	SUI	33	31	31	29	27	39	32	27	32	30			311	62,2	12
49	Regine Payen	Belgium 2	BEL	34	32	33	36	29	28	31	39	34	27			323	64,6	12
50	Christiane Ottaviani	Belgium 2	BEL	35	44	36	35	33	29	28	25	33	30			328	65,6	19
51	Pascal De Rouck	Belgium 1	BEL	36	28	43	28	36	36	36	25	36	28			332	66,4	18
52	Lino Ottaviani	Belgium 2	BEL	37	43	35	32	40	31	36	27	36	22			339	67,8	21

Lane Statistics

Concrete

	1	2	3	4	5	6	7	Avg
Lane 1	157	128	2	0	1	0	0	1,47
Lane 2	157	105	20	4	2	0	0	1,57
Lane 3	114	158	15	1	0	0	0	1,66
Lane 4	112	120	39	10	3	3	1	1,91
Lane 5	144	134	6	4	0	0	0	1,55
Lane 6	54	214	17	3	0	0	0	1,89
Lane 7	227	54	7	0	0	0	0	1,24
Lane 8	53	226	9	0	0	0	0	1,85
Lane 9	81	156	27	22	2	0	0	1,99
Lane 10	141	146	1	0	0	0	0	1,51
Lane 11	261	26	1	0	0	0	0	1,10
Lane 12	164	119	5	0	0	0	0	1,45
Lane 13	168	106	11	3	0	0	0	1,48
Lane 14	100	186	2	0	0	0	0	1,66
Lane 15	53	188	41	4	1	1	0	2,01
Lane 16	46	228	13	1	0	0	0	1,89
Lane 17	104	166	17	1	0	0	0	1,70
Lane 18	236	41	6	5	0	0	0	1,24

Miniaturegolf

Name	1	2	3	4	5	6	7	Avg
Pyramids	249	33	5	1	0	0	0	1,16
Rhombus	170	118	0	0	0	0	0	1,41
Jump with Net	270	13	4	1	0	0	0	1,08
Bridge	214	74	0	0	0	0	0	1,26
Angle	196	84	8	0	0	0	0	1,35
Sloped Circle with V-Obstacle Salzburg Type	269	15	4	0	0	0	0	1,08
Straight Lane with Target Window	118	113	39	11	4	1	2	1,89
Double Waves	135	153	0	0	0	0	0	1,53
Pipe	147	115	18	7	1	0	0	1,61
Double Wedges	195	60	21	5	4	0	3	1,52
Middle Hill	237	28	14	4	2	1	2	1,32
Plateau	189	62	21	8	6	1	1	1,57
Lightning	127	133	23	5	0	0	0	1,67
Flat Loop	193	80	14	1	0	0	0	1,39
Loop	111	168	9	0	0	0	0	1,65
Sloped Circle with Kidney	190	74	19	3	1	0	1	1,45
Passages	174	101	12	1	0	0	0	1,44
Labyrinth	236	38	9	3	1	1	0	1,26