

MINIGOLF

World Championships 2009

ARENA FYN

19. August - 22. August
Odense, Denmark

RESULTS

of the competition



Arrangør:



Sponsor:



Goldsponsor:





Minigolf World Championships 2009



A Dream became true

In my welcome speech I told you that the board of the Danish Minigolf Federation, just like Martin Luther King, had a big dream – the first World Championships General Class in Denmark.
Our dream has now become true.

For some of you these world championships have been like a fairytale with a happy ending and for some a little less happy ending. Remember you are all winners by being so good that you can participate in a world championship.

You have all been a part of making this tournament to a great experience during your participation and also during outstanding play and good behavior.

Many thanks to all our collaborators, Arena Fyn - Odense Congress Center and the professional and very helpful staff, officials, referees and the staff behind the tournament. They have all made it possible to give you this experience here in Arena Fyn, Odense.

Special thanks to: Odense kommune
Sport Event Fyn
Sport Event Denmark
Tuborgfondet

They have all sponsored the World Championships 2009

Congratulations to all the winners.

Karsten Jørgensen
Chairman Danish Minigolf Federation



Minigolf World Championships 2009



Jury

Dr. Gerhard Zimmermann, Sportdirector WMF
Pasi Aho, Youth Officer WMF
Rosa Weiermann, Switzerland

Head referee

Ari Ahrenberg, Finland

Referees

Staffan Lundblad, Sweden
Peter Helm, Austria
Marcus Wüthrich, Switzerland
Günter Schwarz, Germany

WC2009 Organisation

Karsten Jørgensen, President
Erik Mogensen, Sport Event Fyn
Line Fjellerad, Sport Event Fyn
Michael Sølling, Organizer
Inger Neye, Tournament
Christian Dindler, Tournament and IT
Leif Meitilberg, Tournament, organization, lanes and IT

Very special thanks to **Mikko Haapasaari** and **Tommi Lantta** for providing the scoring system and onsite assistance.



1. Sweden women



WIKLUND Karin	F	37	35	36	39	= 235	36.75
	M	22	21	23	22		22.00
RENGBRANDT Jessica	F	32	40	32	36	= 236	35.00
	M	24	24	24	24		24.00
WEAVER Sandra	F	37	39	33	40	= 243	37.25
	M	25	23	24	22		23.50
OLSSON Maria						=	
	F	106	114	101	115	= 714	36.33
	M	71	68	71	68		23.17



2. Austria women



HACKL Andrea	F	29				= 60	52.20
	M	31					31.00
GRUBER Elisabeth	F	40	40	35	48	= 256	40.75
	M	22	23	22	26		23.25
BERGER RELLA Elisabeth	F	39	30	41	35	= 237	36.25
	M	24	21	25	22		23.00
HESCHL Birgit	F	17	37	36	38	= 206	37.16
	M		24	30	24		26.00
	F	125	107	112	121	= 759	38.75
	M	77	68	77	72		24.50



3. Germany women



KOBISCH Alice	F	34	50	40	38	= 260	40.50
	M	23	25	22	28		24.50
GUNDERT-GREIFFENDORF Nicole	F	41	43	21		= 182	42.00
	M	28	23	26			25.67
KERN Stefanie	F	40	40	37	34	= 243	37.75
	M	25	21	22	24		23.00
PIECHOTTA Nicole	F			24	41	= 89	43.33
	M			24			24.00
	F	115	133	122	113	= 774	40.25
	M	76	69	70	76		24.25



4. Switzerland women



WEBER Rebecca	F	42	42	37	43	= 269	41.00
	M	28	25	24	28		26.25
KLUKAS Yvonne	F	40	47	49	48	= 289	46.00
	M	29	27	25	24		26.25
WICKI Sandra	F	38	36	31	36	= 244	35.25
	M	30	26	23	24		25.75
	F	120	125	117	127	= 802	40.75
	M	87	78	72	76		26.08




5. Italy women



MARCHIANI Sara	F	44	38	48	40					
	M	26	23	25	27	=	271		42.50	25.25
DE NARDI Sara	F	44	36	0					40.00	
	M	28	34	39		=	181		33.67	
BANDERA Anna	F	39	36	39	38				38.00	
	M	24	26	22	30	=	254		25.50	
DARDI Monica	F			39	40				39.50	
	M				30	=	109		30.00	
	F	127	110	126	118				40.08	
	M	78	83	86	87	=	815		27.83	



6. Netherlands women



LAAN Ingrid van der	F	31	48	43	7				42.22	
	M	23	30	26	33	=	241		28.00	
JASPER Annie	F	51	36	32	42				40.25	
	M	29	24	26	31	=	271		27.50	
KLARENBEEK Natasja	F	55	36	35	50				44.00	
	M	26	23	25	27	=	277		25.25	
KOK Ilona de	F			36					38.12	
	M					=	36			
	F	137	120	110	135				41.83	
	M	78	77	77	91	=	825		26.92	



7. Denmark women



HANSEN Inge-Lise	F	45	48	40	44				44.25	
	M	29	32	25	27	=	290		28.25	
RASMUSSEN Susanne	F	56	56	55	54				55.25	
	M	30	29	28	30	=	338		29.25	
NEYE Inger	F	43	40	36	45				41.00	
	M	28	27	23	25	=	267		25.75	
	F	144	144	131	143				46.83	
	M	87	88	76	82	=	895		27.75	



8. Japan women



YOSHIOKA Hitomi	F	58	54	41	48				50.25	
	M	36	27	37	34	=	335		33.50	
MOTEGI Akiko	F	47	51	49	43				47.50	
	M	31	31	28	28	=	308		29.50	
KATO Seiko	F	57	41	42	40				45.00	
	M	37	37	41	34	=	329		37.25	
KOSHIMURA Yuki										
	F	162	146	132	131				47.58	
	M	104	95	106	96	=	972		33.42	



9.
China women



ZHUO Yin	F	53	58	48	63	= 415	55.50
	M	50	61	35	47		48.25
YANG Li Bo	F	81	126	126	126	= 738	114.75
	M	55	43	55	126		69.75
LI Wen Ju	F	126	126	126	126	= 1008	126.00
	M	126	126	126	126		126.00
	F	260	310	300	315	= 2161	98.75
	M	231	230	216	299		81.33



1. Sweden men

SVENSSON Filiph	F	31	27	34	37	= 227	32.25
	M	21	26	24	27		24.50
OLSSON Anders	F	29	31	30	31	= 211	30.25
	M	22	21	24	23		22.50
GUSTAFSSON Jonas	F	34	33	30	33	= 215	32.50
	M	20	22	21	22		21.25
BROWN Lars	F	35	34	29	34	= 228	33.00
	M	23	27	24	22		24.00
PERSSON Frederik	F	32	30	32	33	= 217	31.75
	M	23	24	21	22		22.50
RYNER Carl-Johan	F	30	29	26	31	= 206	29.00
	M	20	23	24	23		22.50
LARSSON Marcus						=	
	F	191	184	181	199	= 1304	31.46
	M	129	143	138	139		22.88



2. Germany men

TEMPLIN Marco	F	42	33	35	27	= 235	34.25
	M	24	23	29	22		24.50
BRAUNGART-ZINK Achim	F	34	34	35	38	= 231	35.25
	M	23	19	27	21		22.50
HENNING Marco	F	34	33	38	32	= 227	34.25
	M	23	25	21	21		22.50
ERLBRUCH Walter	F	32	33	34	26	= 228	31.25
	M	24	27	23	29		25.75
GEIST Alexander	F	36	35	28	35	= 222	33.50
	M	25	20	21	22		22.00
ERLBRUCH Harald	F	36	38	29	32	= 221	33.75
	M	20	21	25	20		21.50
SPREIER Sascha						=	
	F	214	206	199	190	= 1364	33.71
	M	139	135	146	135		23.13



3. Austria men

WESTHENTHALER Rupert	F	36	37	37	32	= 231	35.50
	M	25	20	22	22		22.25
LINDMAYR Manfred	F	28	35	42	30	= 235	33.75
	M	27	26	24	23		25.00
GOBETZ Christian	F	36	38	32	40	= 242	36.50
	M	24	30	22	20		24.00
FREILACH Christian	F	40	33	36	36	= 244	36.25
	M	23	26	26	24		24.75
INMANN Günter	F	38	31	30	31	= 217	32.50
	M	22	21	24	20		21.75
WEBER Heinz	F	30	33	36	32	= 223	32.75
	M	23	26	19	24		23.00
BERGER Markus						=	
	F	208	207	213	201	= 1392	34.54
	M	144	149	137	133		23.46





4. Switzerland men



EIGENMANN Marco	F	44	32	40	34	= 243	37.50	
	M	24	25	23	21		23.25	
WIETLIBACH Raphael	F	39	36	38	41	= 250	38.50	
	M	24	27	21	24		24.00	
SPESCHA Vitus	F	36	33	45	43	= 252	39.25	
	M	27	25	22	21		23.75	
SOMMER Reto	F	38	32	43	34	= 238	36.75	
	M	22	24	22	23		22.75	
MATHYS Cedric	F	34	37	34	39	= 250	36.00	
	M	27	29	26	24		26.50	
MANN Mike	F	34	29	36	33	= 224	33.00	
	M	23	24	21	24		23.00	
NICOLUSSI Marco							=	
F 225 199 236 224							= 1457	36.83
M 147 154 135 137								23.88



5. Finland men



VIHERVAARA Oskari	F	37	29	31	37	= 231	33.50	
	M	24	22	26	25		24.25	
HEINO Jussi	F	30	37	36	46	= 248	37.25	
	M	28	25	22	24		24.75	
RINTALA Joni	F	38	37	39	32	= 245	36.50	
	M	24	25	26	24		24.75	
LEHTIÖ Kimmo	F	45	36	37	44	= 268	40.50	
	M	24	24	28	30		26.50	
SILLMAN Aki	F	41	32	34	43	= 256	37.50	
	M	25	28	28	25		26.50	
SALONEN Kosti	F	39	41	34	41	= 251	38.75	
	M	25	23	24	24		24.00	
AHLBERG Tom							=	
F 230 212 211 243							= 1499	37.33
M 150 147 154 152								25.13



6. Italy men



GARBUI Roberto	F	39	32	42	41	= 260	38.50	
	M	27	29	27	23		26.50	
PICCINI Stefano	F	39	34	36	41	= 247	37.50	
	M	24	25	23	25		24.25	
CIOMPI Lorenzo	F	34	39	38	45	= 254	39.00	
	M	24	23	24	27		24.50	
PINTON Cristian	F	34	33	40	41	= 251	37.00	
	M	24	29	24	26		25.75	
PORTA Paolo	F	33	36	36	34	= 236	34.75	
	M	22	22	32	21		24.25	
PRANTL Michael	F	43	45	37	35	= 264	40.00	
	M	25	32	23	24		26.00	
ARZUFFI Boris							=	
F 222 219 229 237							= 1512	37.79
M 146 160 153 146								25.21



7. Denmark men



SCHWAB Allan	F	43	42	38	34	= 244	39.25	
	M	21	22	20	24		21.75	
HANSEN Anders Grønnegård	F	34	37	36	40	= 249	36.75	
	M	27	26	22	27		25.50	
WIILE Oliver Rex	F	45	41	40	38	= 267	41.00	
	M	27	24	27	25		25.75	
SKOV Jannick	F	50	44	4		= 155	47.68	
	M	32	25				28.50	
PETERSEN Jakob	F	37	46	41	42	= 275	41.50	
	M	26	31	25	27		27.25	
HUUS Vincent	F	44	41	35	37	= 255	39.25	
	M	27	22	26	23		24.50	
WITTHØF-RASMUSSEN Stig	F			43	37	= 130	41.14	
	M			27	23		25.00	
		F	253	251	237	228	= 1575	40.38
		M	160	150	147	149		25.25



8. Netherlands men



BOTTENBERG Huub	F	43	41	49	44	= 300	44.25	
	M	28	31	31	33		30.75	
BLOK Wilco de	F	40	47	37	41	= 274	41.25	
	M	30	24	24	31		27.25	
FOLKERTSMA Zeno	F	40	39	40	40	= 277	39.75	
	M	29	36	24	29		29.50	
JASPER Alex	F	38	32	30	35	= 235	33.75	
	M	23	25	29	23		25.00	
SLOMP Marco	F	44	47	49	49	= 296	47.25	
	M	28	26	27	26		26.75	
TIEKSTRA Erik	F	40	35	37	34	= 244	36.50	
	M	26	27	21	24		24.50	
PAULUSMA Eppie						=		
		F	245	241	242	243	= 1626	40.46
		M	164	169	156	166		27.29



9. Slovakia men



ISTVÁN Ladislav	F	46	42	38	36	= 284	40.50	
	M	28	35	29	30		30.50	
HAVLÍK Maros	F	50	59	48	50	= 341	51.75	
	M	37	32	34	31		33.50	
KALNÍK Jakub	F	39	49	35	42	= 270	41.25	
	M	26	26	26	27		26.25	
BUS Ivan	F	42	39	44	51	= 290	44.00	
	M	27	29	28	30		28.50	
BUBELÍNY Peter	F	52	42	45	40	= 293	44.75	
	M	24	27	32	31		28.50	
TRNKA Ladislav	F	33	34	37	34	= 245	34.50	
	M	27	25	30	25		26.75	
		F	262	265	247	253	= 1723	42.79
		M	169	174	179	174		29.00



10. Russia men



KOZLOV Viktor	F	44	47	47	41	= 294	44.75
	M	31	30	27	27		28.75
TETEREV Kirill	F	39	42	35	41	= 283	39.25
	M	30	30	30	36		31.50
CHERNITSYN Sergey	F	45	47	56	47	= 330	48.75
	M	41	31	28	35		33.75
ERSHOV Alexander	F	48	50	56	67	= 352	55.25
	M	36	31	29	35		32.75
BOGOMOLOV Andrey	F	60	51	44	66	= 355	55.25
	M	29	26	32	47		33.50
CHMUT Vasily	F	47	49	51	51	= 317	49.50
	M	32	26	33	28		29.75
LAPIN Alexey						=	
	F	283	286	289	313	= 1931	48.79
	M	199	174	179	208		31.67



11. China men




XU Lu Chang	F	53	60	47	64	= 407	56.00
	M	49	42	45	47		45.75
XU Jun	F	57	70	60	64	= 469	62.75
	M	49	60	60	49		54.50
DUANG Rong Zhi	F	79	71	60	70	= 472	70.00
	M	53	40	49	50		48.00
QUE Shifeng	F	63	72			= 181	67.50
	M	46	0				46.00
GUO Li	F	76	80	71	63	= 507	72.50
	M	47	70	55	45		54.25
CHENG Xiabin	F	73	83	67	77	= 524	75.00
	M	66	56	60	42		56.00
ZHENG Lengshan	F			74	67	= 284	70.50
	M		47	56	40		47.67
	F	401	436	379	405	= 2844	67.54
	M	310	315	325	273		50.96

**RESULTS OF
PRELIMINARY
ROUNDS**



Women



1.	WIKLUND Karin	F	37	35	36	39	=	235	36.75	5.
		M	22	21	23	22			22.00	1.
2.	RENGBRANDT Jessica	F	32	40	32	36	=	236	35.00	1.
		M	24	24	24	24			24.00	6.
3.	BERGER RELLA Elisabeth	F	39	30	41	35	=	237	36.25	4.
		M	24	21	25	22			23.00	2.
4.	WEAVER Sandra	F	37	39	33	40	=	243	37.25	6.
		M	25	23	24	22			23.50	5.
5.	KERN Stefanie	F	40	40	37	34	=	243	37.75	7.
		M	25	21	22	24			23.00	3.
6.	WICKI Sandra	F	38	36	31	36	=	244	35.25	2.
		M	30	26	23	24			25.75	15.
7.	PIECHOTTA Nicole	F	37	32	42	41	=	248	38.00	8.
		M	24	24	24	24			24.00	7.
8.	OLSSON Maria	F	35	35	35	39	=	249	36.00	3.
		M	27	27	26	25			26.25	18.
9.	BANDERA Anna	F	39	36	39	38	=	254	38.00	9.
		M	24	26	22	30			25.50	13.
10.	GRUBER Elisabeth	F	40	40	35	48	=	256	40.75	16.
		M	22	23	22	26			23.25	4.
11.	KOBISCH Alice	F	34	50	40	38	=	260	40.50	15.
		M	23	25	22	28			24.50	8.
12.	HESCHL Birgit	F	44	37	36	38	=	263	38.75	10.
		M	30	24	30	24			27.00	21.
13.	NEYE Inger	F	43	40	36	45	=	267	41.00	18.
		M	28	27	23	25			25.75	14.
14.	JUHOLA Mirva	F	47	39	40	43	=	268	42.25	21.
		M	28	23	24	24			24.75	9.
15.	WEBER Rebecca	F	42	42	37	43	=	269	41.00	17.
		M	28	25	24	28			26.25	16.
16.	GUNDERT-GREIFFENDORF Nicole	F	41	43	46	38	=	269	42.00	20.
		M	28	23	26	24			25.25	11.
17.	HACKL Andrea	F	49	40	42	34	=	270	41.25	19.
		M	31	26	22	26			26.25	19.
18.	MARCHIANI Sara	F	44	38	48	40	=	271	42.50	22.
		M	26	23	25	27			25.25	12.
19.	JASPER Annie	F	51	36	32	42	=	271	40.25	14.
		M	29	24	26	31			27.50	22.
20.	DARDI Monica	F	39	40	39	40	=	273	39.50	11.
		M	24	32	29	30			28.75	26.
21.	KOK Ilona de	F	44	38	39	38	=	273	39.75	13.
		M	23	35	29	27			28.50	25.
22.	KLARENBEEK Natasja	F	55	36	35	50	=	277	44.00	24.
		M	26	23	25	27			25.25	10.
23.	KOURILOVÁ Petra	F	40	51	42	41	=	280	43.50	23.
		M	26	27	24	29			26.50	20.
24.	DE NARDI Sara	F	44	36	40	39	=	288	39.75	12.
		M	28	34	39	28			32.25	32.
25.	KLUKAS Yvonne	F	40	47	49	48	=	289	46.00	28.
		M	29	27	25	24			26.25	17.
26.	HANSEN Inge-Lise	F	45	48	40	44	=	290	44.25	25.
		M	29	32	25	27			28.25	24.
27.	LAAN Ingrid van der	F	31	48	43	57	=	291	44.75	26.
		M	23	30	26	33			28.00	23.
28.	MOTEGI Akiko	F	47	51	49	43	=	308	47.50	29.
		M	31	31	28	28			29.50	29.
29.	MACHEKHINA Nataliya	F	45	41	55	50	=	309	47.75	30.
		M	33	31	26	28			29.50	30.
30.	KATO Seiko	F	57	41	42	40	=	329	45.00	27.
		M	37	37	41	34			37.25	34.
31.	CHESNOVA Tatiana	F	62	46	59	51	=	335	54.50	33.
		M	28	29	29	31			29.25	28.
32.	YOSHIOKA Hitomi	F	58	54	41	48	=	335	50.25	31.
		M	36	27	37	34			33.50	33.



Women



33.	KOSHIMURA Yuki	F	58	53	54	45	=	336	52.50	32.
		M	28	35	30	33			31.50	31.
34.	RASMUSSEN Susanne	F	56	56	55	54	=	338	55.25	34.
		M	30	29	28	30			29.25	27.
35.	ZHUO Yin	F	53	58	48	63	=	415	55.50	35.
		M	50	61	35	47			48.25	36.
36.	SEPIN Nataliya	F	57	59	68	70	=	427	63.50	36.
		M	45	38	49	41			43.25	35.
37.	YANG Li Bo	F	81	126	126	126	=	738	114.75	37.
		M	55	43	55	126			69.75	37.
38.	LI Wen Ju	F	126	126	126	126	=	1008	126.00	38.
		M	126	126	126	126			126.00	38.



Men



1.	RYNER Carl-Johan	F	30	29	26	31		=	206	29.00	1.
		M	20	23	24	23				22.50	9.
2.	OLSSON Anders	F	29	31	30	31		=	211	30.25	2.
		M	22	21	24	23				22.50	11.
3.	GUSTAFSSON Jonas	F	34	33	30	33		=	215	32.50	8.
		M	20	22	21	22				21.25	1.
4.	PERSSON Frederik	F	32	30	32	33		=	217	31.75	4.
		M	23	24	21	22				22.50	8.
5.	INMANN Günter	F	38	31	30	31		=	217	32.50	6.
		M	22	21	24	20				21.75	5.
6.	PÁLINKÁS Csaba	F	35	31	29	39		=	220	33.50	15.
		M	24	21	21	20				21.50	3.
7.	ERLBRUCH Harald	F	36	38	29	32		=	221	33.75	18.
		M	20	21	25	20				21.50	2.
8.	GEIST Alexander	F	36	35	28	35		=	222	33.50	13.
		M	25	20	21	22				22.00	6.
9.	WEBER Heinz	F	30	33	36	32		=	223	32.75	10.
		M	23	26	19	24				23.00	16.
10.	MANN Mike	F	34	29	36	33		=	224	33.00	12.
		M	23	24	21	24				23.00	15.
11.	SPREIER Sascha	F	31	29	32	38		=	226	32.50	7.
		M	25	26	24	21				24.00	24.
12.	HENNING Marco	F	34	33	38	32		=	227	34.25	20.
		M	23	25	21	21				22.50	10.
13.	SVENSSON Filiph	F	31	27	34	37		=	227	32.25	5.
		M	21	26	24	27				24.50	33.
14.	BROWN Lars	F	35	34	29	34		=	228	33.00	11.
		M	23	27	24	22				24.00	23.
15.	ERLBRUCH Walter	F	32	33	34	26		=	228	31.25	3.
		M	24	27	23	29				25.75	49.
16.	WESTHENTHALER Rupert	F	36	37	37	32		=	231	35.50	26.
		M	25	20	22	22				22.25	7.
17.	BRAUNGART-ZINK Achim	F	34	34	35	38		=	231	35.25	25.
		M	23	19	27	21				22.50	12.
18.	VIHERVAARA Oskari	F	37	29	31	37		=	231	33.50	14.
		M	24	22	26	25				24.25	29.
19.	LARSSON Marcus	F	34	34	31	31		=	232	32.50	9.
		M	29	21	26	26				25.50	45.
20.	FAZEKAS Ádám	F	32	37	36	37		=	233	35.50	27.
		M	24	21	19	27				22.75	13.
21.	MACHO Ivan	F	34	32	37	37		=	235	35.00	24.
		M	28	22	21	24				23.75	18.
22.	JASPER Alex	F	38	32	30	35		=	235	33.75	16.
		M	23	25	29	23				25.00	41.
23.	LINDMAYR Manfred	F	28	35	42	30		=	235	33.75	17.
		M	27	26	24	23				25.00	40.
24.	TEMPLIN Marco	F	42	33	35	27		=	235	34.25	19.
		M	24	23	29	22				24.50	30.
25.	PORTA Paolo	F	33	36	36	34		=	236	34.75	23.
		M	22	22	32	21				24.25	26.
26.	SOMMER Reto	F	38	32	43	34		=	238	36.75	34.
		M	22	24	22	23				22.75	14.
27.	AHLBERG Tom	F	33	39	33	33		=	239	34.50	21.
		M	26	26	25	24				25.25	43.
28.	BERGER Markus	F	39	35	33	36		=	242	35.75	28.
		M	26	24	27	22				24.75	37.
29.	GOBETZ Christian	F	36	38	32	40		=	242	36.50	31.
		M	24	30	22	20				24.00	21.
30.	EIGENMANN Marco	F	44	32	40	34		=	243	37.50	38.
		M	24	25	23	21				23.25	17.
31.	FREILACH Christian	F	40	33	36	36		=	244	36.25	30.
		M	23	26	26	24				24.75	39.
32.	SCHWAB Allan	F	43	42	38	34		=	244	39.25	49.
		M	21	22	20	24				21.75	4.



Men

	33.	TIEKSTRA Erik	F	40	35	37	34	=	244	36.50	32.
			M	26	27	21	24			24.50	35.
	34.	TRNKA Ladislav	F	33	34	37	34	=	245	34.50	22.
			M	27	25	30	25			26.75	57.
	35.	RINTALA Joni	F	38	37	39	32	=	245	36.50	33.
			M	24	25	26	24			24.75	38.
	36.	PICCINI Stefano	F	39	34	36	41	=	247	37.50	39.
			M	24	25	23	25			24.25	27.
	37.	HEINO Jussi	F	30	37	36	46	=	248	37.25	37.
			M	28	25	22	24			24.75	36.
	38.	HANSEN Anders Grønnegård	F	34	37	36	40	=	249	36.75	35.
			M	27	26	22	27			25.50	44.
	39.	MATHYS Cedric	F	34	37	34	39	=	250	36.00	29.
			M	27	29	26	24			26.50	54.
	40.	WIETLIBACH Raphael	F	39	36	38	41	=	250	38.50	42.
			M	24	27	21	24			24.00	25.
	41.	SALONEN Kosti	F	39	41	34	41	=	251	38.75	44.
			M	25	23	24	24			24.00	22.
	42.	PINTON Cristian	F	34	33	40	41	=	251	37.00	36.
			M	24	29	24	26			25.75	47.
	43.	SPESCHA Vitus	F	36	33	45	43	=	252	39.25	47.
			M	27	25	22	21			23.75	19.
	44.	WEAVER Jason	F	41	34	41	35	=	253	37.75	41.
			M	29	27	22	24			25.50	46.
	45.	NICOLUSSI Marco	F	38	45	39	37	=	254	39.75	51.
			M	23	23	25	24			23.75	20.
	46.	CIOMPI Lorenzo	F	34	39	38	45	=	254	39.00	45.
			M	24	23	24	27			24.50	32.
	47.	HUUS Vincent	F	44	41	35	37	=	255	39.25	46.
			M	27	22	26	23			24.50	31.
	48.	SILLMAN Aki	F	41	32	34	43	=	256	37.50	40.
			M	25	28	28	25			26.50	56.
	49.	VALOIS Clement	F	36	43	38	43	=	258	40.00	53.
			M	22	26	27	23			24.50	34.
	50.	GARBUI Roberto	F	39	32	42	41	=	260	38.50	43.
			M	27	29	27	23			26.50	53.
	51.	LHERITIER Philippe	F	39	46	36	37	=	264	39.50	50.
			M	26	24	25	31			26.50	52.
	52.	PRANTL Michael	F	43	45	37	35	=	264	40.00	54.
			M	25	32	23	24			26.00	50.
	53.	WITTHØF-RASMUSSEN Stig	F	42	43	46	37	=	265	42.00	62.
			M	25	22	27	23			24.25	28.
	54.	WIILE Oliver Rex	F	45	41	40	38	=	267	41.00	57.
			M	27	24	27	25			25.75	48.
	55.	LEHTIÖ Kimmo	F	45	36	37	44	=	268	40.50	55.
			M	24	24	28	30			26.50	55.
	56.	KALNÍK Jakub	F	39	49	35	42	=	270	41.25	59.
			M	26	26	26	27			26.25	51.
	57.	SKOV Jannick	F	50	44	37	35	=	273	41.50	61.
			M	32	25	24	26			26.75	58.
	58.	BLOK Wilco de	F	40	47	37	41	=	274	41.25	58.
			M	30	24	24	31			27.25	60.
	59.	PETERSEN Jakob	F	37	46	41	42	=	275	41.50	60.
			M	26	31	25	27			27.25	62.
	60.	PAVSIC Danilo	F	41	41	44	49	=	276	43.75	64.
			M	24	24	29	24			25.25	42.
	61.	FOLKERTSMA Zeno	F	40	39	40	40	=	277	39.75	52.
			M	29	36	24	29			29.50	69.
	62.	TETEREV Kirill	F	39	42	35	41	=	283	39.25	48.
			M	30	30	30	36			31.50	75.
	63.	ISTVÁN Ladislav	F	46	42	38	36	=	284	40.50	56.
			M	28	35	29	30			30.50	73.
	64.	ARZUFFI Boris	F	48	42	44	38	=	287	43.00	63.
			M	28	29	30	28			28.75	67.



Men



























































65.	BUS Ivan	F 42 39 44 51 M 27 29 28 30	= 290	44.00 65. 28.50 64.
66.	SOUSA Eduardo	F 59 37 39 47 M 28 27 29 25	= 291	45.50 72. 27.25 61.
67.	PAULUSMA Eppie	F 54 45 38 42 M 34 26 25 28	= 292	44.75 71. 28.25 63.
68.	BUBELÍNY Peter	F 52 42 45 40 M 24 27 32 31	= 293	44.75 68. 28.50 65.
69.	KOZLOV Viktor	F 44 47 47 41 M 31 30 27 27	= 294	44.75 70. 28.75 66.
70.	BALEK Boris	F 52 47 39 41 M 27 26 36 27	= 295	44.75 69. 29.00 68.
71.	SLOMP Marco	F 44 47 49 49 M 28 26 27 26	= 296	47.25 74. 26.75 59.
72.	PÁLINKÁS István	F 42 45 41 49 M 40 32 23 25	= 297	44.25 66. 30.00 71.
73.	BOTTENBERG Huub	F 43 41 49 44 M 28 31 31 33	= 300	44.25 67. 30.75 74.
74.	OZAWA Keita	F 48 49 41 47 M 30 35 32 34	= 316	46.25 73. 32.75 77.
75.	CHMUT Vasily	F 47 49 51 51 M 32 26 33 28	= 317	49.50 77. 29.75 70.
76.	KELLARD Keith	F 42 53 55 44 M 28 32 32 34	= 320	48.50 75. 31.50 76.
77.	FOURNIER Nicolas	F 56 55 50 45 M 34 28 27 32	= 327	51.50 79. 30.25 72.
78.	CHERNITSYN Sergey	F 45 47 56 47 M 41 31 28 35	= 330	48.75 76. 33.75 81.
79.	HAVLÍK Maros	F 50 59 48 50 M 37 32 34 31	= 341	51.75 80. 33.50 80.
80.	LARUS Pawel	F 49 47 53 60 M 36 29 39 39	= 352	52.25 81. 35.75 82.
81.	ERSHOV Alexander	F 48 50 56 67 M 36 31 29 35	= 352	55.25 84. 32.75 78.
82.	BOGOMOLOV Andrey	F 60 51 44 66 M 29 26 32 47	= 355	55.25 85. 33.50 79.
83.	ITOH Fuminori	F 60 45 46 50 M 40 38 38 39	= 356	50.25 78. 38.75 84.
84.	LAPIN Alexey	F 54 49 54 55 M 50 37 32 29	= 360	53.00 82. 37.00 83.
85.	TAKEDA Yuto	F 58 55 49 50 M 39 40 40 48	= 379	53.00 83. 41.75 85.
86.	XU Lu Chang	F 53 60 47 64 M 49 42 45 47	= 407	56.00 86. 45.75 86.
87.	XU Jun	F 57 70 60 64 M 49 60 60 49	= 469	62.75 87. 54.50 90.
88.	ZHENG Lengshan	F 68 65 74 67 M 55 47 56 40	= 472	68.50 88. 49.50 88.
89.	DUANG Rong Zhi	F 79 71 60 70 M 53 40 49 50	= 472	70.00 89. 48.00 87.
90.	GUO Li	F 76 80 71 63 M 47 70 55 45	= 507	72.50 90. 54.25 89.
91.	CHENG Xiabin	F 73 83 67 77 M 66 56 60 42	= 524	75.00 91. 56.00 91.
92.	QUE Shifeng	F 63 72 126 126 M 46 126 126 126	= 811	96.75 92. 106.00 92.

RESULTS OF MATCHPLAY FINALS

	WIKLUND Karin	5 ²⁴		
	GUNDELT-GREIFFENDORF Nicole	4 ²⁴		WIKLUND Karin 5 ¹⁶
	OLSSON Maria	6 ¹⁵		OLSSON Maria 2 ¹⁶
	BANDERA Anna	2 ¹⁵		WIKLUND Karin 3 ¹⁸
	KERN Stefanie	5 ¹⁷		WEAVER Sandra 4 ¹⁸
	HESCHL Birgit	7 ¹⁷		HESCHL Birgit 2 ¹⁶
	WEAVER Sandra	8 ¹⁵		WEAVER Sandra 6 ¹⁶
	NEYE Inger	3 ¹⁵		
	BERGER RELLA Elisabeth	5 ¹⁷		 WEAVER Sandra 5 ¹⁸
	JUHOLA Mirva	3 ¹⁷		BERGER RELLA Elisabeth 4 ¹⁸
	WICKI Sandra	4 ¹⁶		WICKI Sandra 2 ¹⁴
	KOBISCH Alice	1 ¹⁶		BERGER RELLA Elisabeth 6 ¹⁸
	PIECHOTTA Nicole	5 ¹⁸		PIECHOTTA Nicole 4 ¹⁸
	GRUBER Elisabeth	4 ¹⁸		PIECHOTTA Nicole 5 ¹⁷
	RENGBRANDT Jessica	3 ¹⁸		WEBER Rebecca 3 ¹⁷
	WEBER Rebecca	4 ¹⁸		 WIKLUND Karin 3 ¹⁸
				 PIECHOTTA Nicole 2 ¹⁸

Result service powered by MIDGET.

18:10:53

	RYNER Carl-Johan	2	18				
	SCHWAB Allan	3	18		SCHWAB Allan	2	16
	WESTENTHALER Rupert	6	18		WESTENTHALER Rupert	5	16
	BRAUNGART-ZINK Achim	5	18		WESTENTHALER Rupert	4	20
	WEBER Heinz	4	18		PORTA Paolo	5	20
	TEMPLIN Marco	3	18		WEBER Heinz	0	14
	GEIST Alexander	6	18		PORTA Paolo	5	14
	PORTA Paolo	7	18				
	INMANN Günter	6	15				
	BERGER Markus	2	15		INMANN Günter	5	18
	HENNING Marco	5	18		HENNING Marco	6	18
	MACHO Ivan	4	18		HENNING Marco	2	16
	SVENSSON Filiph	6	19		SVENSSON Filiph	5	16
	FAZEKAS Ádám	5	19		SVENSSON Filiph	5	18
	PERSSON Frederik	6	17		PERSSON Frederik	3	18
	GOBETZ Christian	4	17				
	GUSTAFSSON Jonas	6	17				
	EIGENMANN Marco	4	17		GUSTAFSSON Jonas	5	19
	BROWN Lars	5	17		BROWN Lars	4	19
	LARSSON Marcus	3	17		GUSTAFSSON Jonas	4	18
	SPREIER Sascha	3	17		PÁLINKÁS Csaba	3	18
	JASPER Alex	5	17		JASPER Alex	1	16
	PÁLINKÁS Csaba	5	18		PÁLINKÁS Csaba	5	16
	AHLBERG Tom	3	18				
	ERLBRUCH Harald	4	18				
	SOMMER Reto	3	18		ERLBRUCH Harald	5	14
	MANN Mike	4	17		MANN Mike	0	14
	LINDMAYR Manfred	2	17		ERLBRUCH Harald	6	13
	ERLBRUCH Walter	3	16		VIHERVAARA Oskari	0	13
	VIHERVAARA Oskari	6	16		VIHERVAARA Oskari	4	17
	OLSSON Anders	5	17		OLSSON Anders	2	17
	FREILACH Christian	3	17				

	PORTA Paolo	2	15
	SVENSSON Filiph	6	15

	SVENSSON Filiph	4	23
	GUSTAFSSON Jonas	5	23

	GUSTAFSSON Jonas	5	17
	ERLBRUCH Harald	3	17

	PORTA Paolo	4	17
	ERLBRUCH Harald	6	17

INDIVIDUAL RANKING LAST 16 WOMEN

1. Sandra WEAVER	SWE
2. Elisabeth BERGER RELLA	AUT
3. Karin WIKLUND	SWE
4. Nicole PIECHOTTA	GER
5. Sandra WICKI	SUI
6. Maria OLSSON	SWE
7. Birgit HESCHL	AUT
8. Rebecca WEBER	SUI
9. Jessica RENGBRANDT	SWE
10. Stefanie KERN	GER
11. Anna BANDERA	ITA
12. Elisabeth GRUBER	AUT
13. Alice KOBISCH	GER
14. Inger NEYE	DEN
15. Mirva JUHOLA	FIN
16. Nicole GUNDERT-GREIFFENDORF	GER

INDIVIDUAL RANKING LAST 32 MEN

1.	Jonas GUSTAFSSON	SWE
2.	Filiph SVENSSON	SWE
3.	Harald ERLBRUCH	GER
4.	Paolo PORTA	ITA
5.	Csaba PÁLINKÁS	HUN
6.	Marco HENNING	GER
7.	Rupert WESTHENTHALER	AUT
8.	Oskari VIHERVAARA	FIN
9.	Anders OLSSON	SWE
10.	Frederik PERSSON	SWE
11.	Günter INMANN	AUT
12.	Heinz WEBER	AUT
13.	Mike MANN	SUI
14.	Lars BROWN	SWE
15.	Alex JASPER	NED
16.	Allan SCHWAB	DEN
17.	Carl-Johan RYNER	SWE
18.	Alexander GEIST	GER
19.	Sascha SPREIER	GER
20.	Walter ERLBRUCH	GER
21.	Achim BRAUNGART-ZINK	GER
22.	Marcus LARSSON	SWE
23.	Ádám FAZEKAS	HUN
24.	Ivan MACHO	CZE
25.	Manfred LINDMAYR	AUT
26.	Marco TEMPLIN	GER
27.	Reto SOMMER	SUI
28.	Tom AHLBERG	FIN
29.	Markus BERGER	AUT
30.	Christian GOBETZ	AUT
31.	Marco EIGENMANN	SUI
32.	Christian FREILACH	AUT

Lane statistics Miniaturegolf

Miniaturegolf course	M1 pipe	M2 sticks	M3 sloped circle with kidney	M4 truncated cones	M5 passages	M6 bridge	M7 pyramids	M8 middle hill	M9 flat loop	M10 angle	M11 double wedges	M12 plateau	M13 straight lane with target window	M14 lightning	M15 double waves	M16 loop	M17 sloped lane without obstacles	M18 wedge with target window
All	1.86	1.80	1.50	1.36	1.38	1.46	1.13	1.35	1.50	1.17	1.57	1.78	1.72	1.49	1.39	1.92	1.90	1.97
diff. between best and worst	2.48	1.48	1.95	0.75	1.34	0.88	1.25	2.44	2.72	0.78	2.41	3.25	2.25	1.56	0.84	0.72	1.76	2.14

TUR (1 players)	2.75	2.75	2.75	1.75	1.25	2.00	2.25	2.50	2.75	1.25	2.75	4.00	3.50	1.50	1.75	2.00	2.75	3.00
FIN (8 players)	1.59	1.81	1.25	1.25	1.28	1.28	1.00	1.09	1.16	1.03	1.19	1.34	1.69	1.28	1.34	1.84	1.78	1.88
ITA (11 players)	1.84	1.57	1.34	1.25	1.27	1.57	1.11	1.30	1.30	1.11	1.39	1.66	1.43	1.61	1.32	1.82	2.14	1.50
AUT (11 players)	1.59	1.45	1.20	1.43	1.27	1.25	1.05	1.02	1.34	1.02	1.41	1.32	1.43	1.16	1.32	1.75	1.61	1.45
SUI (10 players)	1.65	1.40	1.33	1.13	1.15	1.33	1.00	1.03	1.25	1.05	1.35	1.55	1.55	1.28	1.30	1.90	1.80	1.50
RUS (9 players)	2.14	2.25	1.61	1.44	1.39	1.58	1.08	1.36	1.67	1.25	1.83	2.44	1.86	1.42	1.58	2.14	1.94	2.75
CZE (2 players)	1.38	1.63	1.25	1.50	1.00	1.63	1.00	1.00	1.50	1.25	1.13	1.75	1.25	1.25	1.25	1.88	1.75	1.75
SWE (11 players)	1.36	1.66	1.36	1.16	1.30	1.30	1.02	1.07	1.23	1.07	1.07	1.32	1.32	1.27	1.23	1.86	1.36	1.55
NED (11 players)	1.95	1.89	1.48	1.23	1.39	1.50	1.02	1.32	1.43	1.16	1.50	1.52	1.64	1.27	1.30	1.93	1.95	1.91
GER (11 players)	1.50	1.48	1.30	1.20	1.16	1.34	1.00	1.05	1.16	1.00	1.18	1.11	1.43	1.27	1.18	1.80	1.64	1.80
CHN (9 players)	3.66	2.81	3.16	1.88	2.34	1.97	1.72	3.44	3.72	1.78	3.41	4.25	3.00	2.72	1.97	2.22	3.13	3.59
JPN (7 players)	2.71	2.07	1.68	1.68	1.75	1.68	1.21	1.68	1.61	1.36	2.14	1.93	2.32	2.14	1.57	2.11	2.46	2.89
SVK (6 players)	2.08	1.79	1.21	1.50	1.42	1.58	1.17	1.21	1.50	1.13	1.63	1.96	2.04	1.42	1.50	2.04	1.96	1.88
DEN (10 players)	1.18	1.73	1.40	1.40	1.38	1.35	1.08	1.20	1.35	1.28	1.55	1.65	1.35	1.50	1.48	1.83	1.60	1.63
FRA (3 players)	1.42	2.00	1.33	1.25	1.33	1.50	1.33	1.17	1.00	1.00	1.42	1.83	2.08	1.50	1.50	2.00	1.50	1.92
POL (1 players)	2.00	2.75	1.50	1.25	1.75	1.75	1.50	1.50	1.75	1.50	1.50	3.00	3.25	2.00	1.25	2.00	2.00	3.50
SLO (2 players)	1.88	1.63	1.63	1.38	1.13	1.13	1.25	1.38	1.38	1.25	1.50	1.00	1.88	1.75	1.13	2.13	2.25	1.50
GBR (1 players)	2.25	2.25	2.00	1.25	1.25	1.50	1.50	1.75	2.00	1.50	1.50	1.00	1.75	1.25	1.75	2.00	1.50	3.50
CAN (1 players)	2.50	1.75	1.25	1.25	1.75	1.25	1.00	1.25	1.25	1.00	1.00	1.00	1.25	1.25	1.25	1.50	2.00	2.00
POR (1 players)	1.50	1.75	1.25	1.50	1.50	1.25	1.25	1.50	1.50	1.00	1.00	2.25	1.75	1.25	1.25	1.75	2.50	1.50
HUN (3 players)	1.42	1.33	1.25	1.42	1.08	1.25	1.08	1.08	1.00	1.25	1.42	1.75	1.75	1.42	1.25	1.92	1.58	1.50

Number of 1's	267	219	317	331	351	282	449	418	337	425	361	319	260	305	311	72	266	210
Number of 2's	143	192	163	179	134	227	61	53	130	85	79	92	181	178	200	411	136	198
Number of 3's	59	88	17	2	20	3	2	18	29	2	41	49	46	21	1	27	60	59
Number of 4's	18	12	10	0	7	0	0	13	6	0	13	27	11	4	0	2	23	26
Number of 5's	10	1	0	0	0	0	0	2	4	0	8	9	9	2	0	0	8	3
Number of 6's	6	0	2	0	0	0	0	4	1	0	2	4	1	2	0	0	9	7
Number of 7's	9	0	3	0	0	0	0	4	5	0	8	12	4	0	0	0	10	9

Lane statistics Feltgolf

Felt course	F1 swedish ledge	F2 angle	F3 boxes	F4 money box	F5 mailbox	F6 inclined hill with gate	F7 bridge	F8 double gate uphill	F9 twin gate	F10 cradle	F11 optical illusion	F12 fishbone	F13 hill with gate	F14 gentleman	F15 lightning	F16 middle hole in slope	F17 german ledge with plateau	F18 örkelljunga
All	1.90	1.95	2.77	2.20	2.17	2.48	2.42	2.79	1.76	1.87	2.49	2.89	2.58	1.95	2.28	2.26	2.46	2.81
diff. between best and worst	2.10	1.50	1.52	3.39	2.34	2.71	1.83	2.25	1.25	3.50	1.06	2.66	2.25	2.27	1.09	3.50	3.01	3.68

TUR (1 players)	2.00	3.00	3.25	4.75	4.25	4.00	2.50	4.00	2.75	4.50	2.75	3.75	4.25	2.75	3.00	5.00	3.50	3.50
FIN (8 players)	1.31	1.81	2.66	1.63	1.97	2.69	2.53	2.44	1.72	1.66	2.44	2.69	2.13	1.69	2.25	1.75	1.94	2.31
ITA (11 players)	1.68	1.89	2.77	1.86	2.11	2.09	2.18	2.50	1.80	1.82	2.43	2.98	2.43	1.68	2.14	1.95	2.55	2.18
AUT (11 players)	1.77	1.68	2.52	1.93	1.93	1.95	2.30	2.43	1.55	1.66	2.30	2.59	2.27	1.45	2.18	1.93	1.73	2.18
SUI (10 players)	1.78	1.88	2.43	1.83	2.15	2.18	2.25	2.25	1.60	1.90	2.58	2.50	2.58	1.78	2.20	2.03	2.13	2.30
RUS (9 players)	2.31	2.33	3.39	2.92	2.19	3.19	2.75	3.42	1.86	2.06	2.75	3.06	2.94	2.58	2.53	2.69	3.03	3.78
CZE (2 players)	2.38	1.75	2.63	2.63	2.00	1.88	2.00	2.50	2.00	2.00	2.38	2.50	2.50	1.50	2.50	1.88	2.00	2.25
SWE (11 players)	1.75	1.57	2.45	1.36	1.91	1.98	2.02	2.32	1.64	1.18	2.02	2.09	2.32	1.45	2.09	1.59	2.00	1.55
NED (11 players)	1.70	1.91	2.89	2.36	2.02	2.00	2.32	3.23	1.73	1.64	2.77	2.91	2.48	2.25	2.27	1.66	2.14	3.20
GER (11 players)	1.55	1.64	2.50	1.50	2.18	1.93	1.98	2.70	1.57	1.55	2.32	2.52	2.14	1.73	1.91	1.50	2.25	2.27
CHN (9 players)	3.35	2.87	3.77	3.84	2.87	4.58	3.61	3.77	2.32	3.61	3.06	4.10	3.77	3.52	2.84	4.48	4.74	5.23
JPN (7 players)	2.39	2.04	2.61	2.93	2.11	3.14	2.89	3.46	2.00	2.68	2.46	3.29	2.93	1.96	2.57	3.54	2.61	3.64
SVK (6 players)	1.71	2.08	2.71	2.04	2.38	3.00	2.25	2.79	1.79	1.63	2.42	3.08	2.38	2.17	2.04	2.42	2.63	3.29
DEN (10 players)	2.00	2.08	2.98	2.53	2.20	2.23	2.55	2.73	1.83	1.68	2.58	3.05	2.55	1.73	2.38	2.38	2.05	2.70
FRA (3 players)	1.58	2.00	2.67	2.17	1.92	2.50	2.33	2.75	1.58	1.83	2.42	3.25	2.92	2.00	2.25	3.17	2.75	3.58
POL (1 players)	1.25	2.00	2.75	3.75	2.25	3.75	3.75	2.75	2.25	1.00	3.00	4.75	4.00	2.75	2.50	3.00	4.50	2.25
SLO (2 players)	2.13	2.00	2.38	2.13	2.13	2.50	2.88	2.75	1.63	1.50	2.38	2.88	3.13	1.88	2.50	3.13	2.75	3.63
GBR (1 players)	2.25	1.50	3.25	2.75	2.50	2.75	2.00	3.75	1.50	2.50	2.75	3.00	2.75	2.00	2.75	2.00	4.25	4.25
CAN (1 players)	1.25	2.25	2.25	1.75	2.00	2.00	3.00	1.75	2.00	2.00	2.00	2.50	2.00	1.25	2.00	1.50	3.25	3.00
POR (1 players)	2.00	2.25	2.75	2.50	3.25	2.50	2.50	3.75	1.50	2.50	2.50	2.50	2.00	3.50	2.50	1.75	2.25	3.00
HUN (3 players)	1.92	1.67	2.50	1.67	2.33	2.08	1.92	2.25	1.58	1.33	2.25	3.58	2.75	1.42	2.25	1.75	2.00	2.50

Number of 1's	249	144	39	242	58	66	79	49	163	299	29	60	36	263	59	236	139	189
Number of 2's	143	257	191	126	357	292	262	240	310	115	244	218	286	132	288	118	174	110
Number of 3's	74	105	157	54	66	80	103	109	35	40	198	99	117	55	126	66	117	55
Number of 4's	26	4	102	33	17	31	31	50	2	17	39	57	29	31	37	34	29	55
Number of 5's	9	0	17	24	8	14	20	28	1	14	1	32	22	11	1	16	23	27
Number of 6's	3	0	5	8	4	13	9	14	0	12	0	18	12	7	0	16	16	16
Number of 7's	7	1	0	24	1	15	7	21	0	14	0	27	9	12	0	25	13	59

Coaches at the WC2009

Austria

Gaida, Bernd
Schilling, Hans
Wagenhofer, Norbert
Knapp, Martin

Denmark

Mikkelsen, Henrik Bang
Wiile, Mikkel
Nielsen, Heino
Hansen, Bjarne
Maglemose, Christian Due

Great Britain

Bauer, Willy

Sweden

Ericsson, Peter
Kvael, Lars
Langenes, Daniel
Sundlöf, Joakim
Strandberg, Jan

Canada

Nordin, Peter

Finland

Aho, Pasi
Grönlund, Harry

Nuotio, Marko
Björk, Kaj

Italy

Foini, Rinaldo
Ghiraldi, Juri
Perazzolo, Niccolo'
Pirovano, Alberto
Santopietro, Claudio
Bernardi, Mauro

Switzerland

Wicki, Wolfgang
Hug, Martin
Feldmann, Rico
Ruch, Bruno
Schmid, Urs

China

Lin, Chenhui
Gerstner, Bruno
Yang, Chun Yan

Germany

Neuland, Michael
Reiche, Matthias
Schäpe, Thomas
Reichhard, Sven
Klosek, Daniel
Wagner, Johanna

Netherlands

Eizinga, Roelof
Maijer, Ernst-Jan
Middag, Peter Joost
Vliet, Andre' van
Tiekstra, Piet

The organizing committee would like to thank all participation coaches for their hard work with the teams and players.

Without this, the tournament would not have been a success.

This work is often forgotten, but no player can perform his best, if he has no helpers!

Therefore this page, to acknowledge all helpers of this tournament and every helper in the local clubs all over the world.